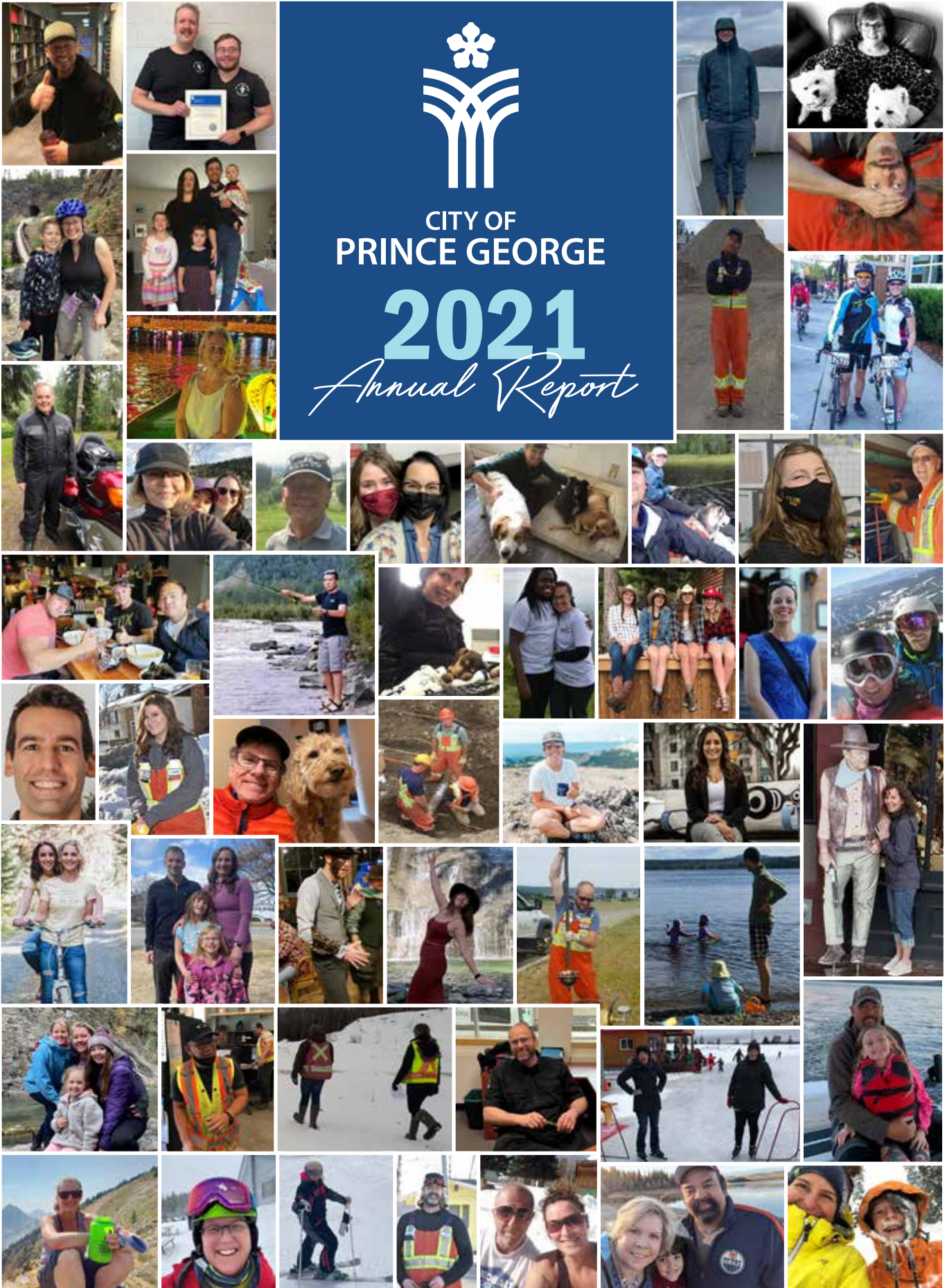




CITY OF
PRINCE GEORGE

2021

Annual Report





City of **PRINCE GEORGE**

2021 Annual Report for the year ending December 31, 2021.

The Annual Report is prepared by the Communications and Finance Departments of the City of Prince George, in co-operation with other City departments and the City's two controlled entities: the Prince George Public Library and Tourism Prince George.

The annual report is compiled in accordance with Sections 98 and 99 of the Community Charter.

TABLE OF CONTENTS

4	Message from the Mayor
6	Message from the City Manager
8	Organizational Structure
10	2021 Year in Review
14	Vision Mission and Our Values
16	Strategic Framework
16	Planning for our Future
17	Sustainability Pillars
17	2022 Council Focus Areas
18	Social Health and Well-Being
26	Environmental Leadership and Climate Action
32	Economic Growth and Development
36	City Government and Infrastructure
42	Our Infrastructure Story
44	Financial Information
45	Report from the Financial Officer
59	Consolidated Financial Statements
81	Supplementary Financial Information
100	Tax Exemptions
101	Revitalization Tax Exemptions
108	Permissive Tax Exemptions

The last two years of the pandemic have had a strong emphasis on keeping people safe and healthy. We thought you'd like to see some of our people so we put photos of a few of our City staff on the cover of this report. Some staff are too shy to share their photos, but do give us a smile and a wave when you see us in the community.

Message **FROM THE MAYOR**

My message for the 2021 Annual Report reflects on the challenges, successes and achievements of our city.



In 2021, we continued to be challenged by the realities of the opioid crisis, mental health crisis, and homelessness in our community. This remained a significant focus for Council and City staff as we continued to dedicate increasing resources to these issues in our community. We advocated to other levels of government for additional supports, including specialized housing for our most vulnerable residents.

Despite the fact that the pandemic was still a significant concern, Prince George was in the midst of an economic upswing. With construction and housing starts at an all-time high, and unemployment at record lows, there was an underlying confidence that we were edging our way to brighter times.

Building permit values in Prince George over the past few years show economic momentum that remained strong throughout the pandemic. Building permits climbed to dizzying heights in 2021, driven largely by private sector single family and multi-family housing construction. Remarkably, in 2021 the value of new multi-family building permits reached an all-time high of \$115 Million – an impressive 62.7 percent increase over the previous record of \$70 million set in 2020, which was itself an all-time record. The total value of all building permits issued since 2016 is \$1.1 Billion!

Our population continues to increase at a steady pace. According to the 2021 census, the City's population rose by nearly 4 percent over the past five years to almost 77,000 residents. The number of people living in the city's surrounding area also increased to just under 90,000 people.

As the world began to open back up, 2021 was an opportunity to look forward to even brighter times for the residents of Prince George. In 2021, a new pool continued to be developed in our downtown, a new childcare centre was built near City Hall, and the new Fire Hall #1 opened on Massey Drive.

In addition to these new amenities, we welcomed sport back to our community in our arenas and on our fields. We looked forward to inviting the World Women's Curling Championship, and the World Nordic Biathlon Championship in early 2022, and as this report is being printed, we are about to welcome young athletes and their families back to Prince George, for the BC Summer Games.

As always, Council would like to thank the residents of Prince George for their hard work, resilience, and continuing belief in our city. We also thank all of the City staff who work hard each day to serve our great community.

Looking back on 2021, I am so proud of what we have accomplished as we see our city energized for the future.

Mayor Lyn Hall

Message **FROM THE CITY MANAGER**

The Annual Report provides the opportunity for us to highlight some of our City's many achievements over the past year, as well as our plans for the future.



In 2021, City staff continued to demonstrate their commitment, dedication, and pride with which they serve our community. This was never more apparent than with the resilience and determination staff displayed through wave after wave of health restrictions and adjustments that touched on almost every aspect of City operations and services.

Our services and operations, including snow removal, road and sidewalk rehabilitation, utility operations, and park maintenance, have continued successfully despite the stress and challenges of the pandemic. I'm proud of the resiliency shown by staff and their unwavering commitment to our community.

With Council's guidance, in 2021 the City continued to reinvest in its aging infrastructure, including completion of our Integrated Stormwater Management Plan. The City also continued its investment in road safety with the installation of new crosswalks at Tyner Boulevard and Baker Road.

The Mausoleum expansion project at Memorial Park Cemetery opened to the public with a new 1200 square foot addition to the facility. Following major renovations, Masich Place Stadium with its all-weather field re-opened weeks ahead of the City's natural grass fields. Construction was completed on the brand new downtown YMCA Parkhouse Care and Learning Centre to provide vital childcare for local parents, which came in on-time and on-budget. Our impressive Fire Hall #1 opened to greatly improve community fire protection, and the City and BC Housing announced the supportive home project on 1st Ave for homeless and vulnerable people, which recently began accepting its first occupants.

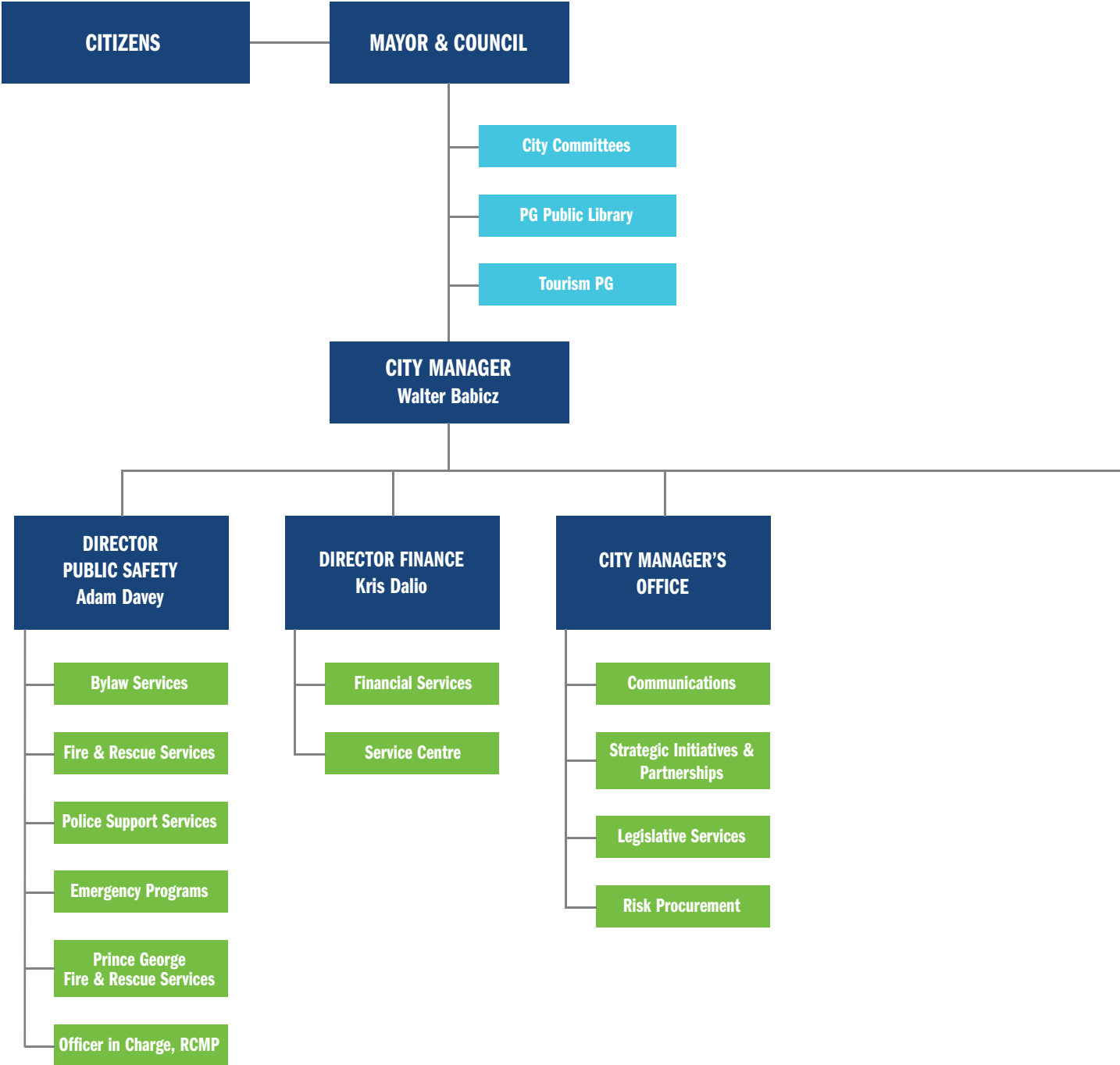
The City also continued to invest in safety and security in the community. The Community Safety Hub opened downtown and is already improving the health and safety of the unsheltered homeless while addressing related community impacts. These measures are in addition to the numerous other initiatives the City has undertaken to improve the situation for all of our citizens. Given time, we believe these initiatives will make a difference in the short term as we continue to look to the Province, BC Housing and Northern Health to provide the number and types of supportive housing our city requires for our most vulnerable residents.

Our community is eagerly awaiting the grand opening of our new downtown pool, which is scheduled for completion later this year. With the opening of the new pool and the demolition of the old pool and fire hall, and the Coliseum approaching the end of its service life, the need for a new development strategy in our civic core is obvious. With Council's approval, staff are creating a civic core plan to guide land use and infrastructure decisions focused on that area of downtown. In addition, the City has undertaken a downtown placemaking and marketing strategy in partnership with Downtown Prince George. With the guidance of council, the work to revitalize our city centre continues.

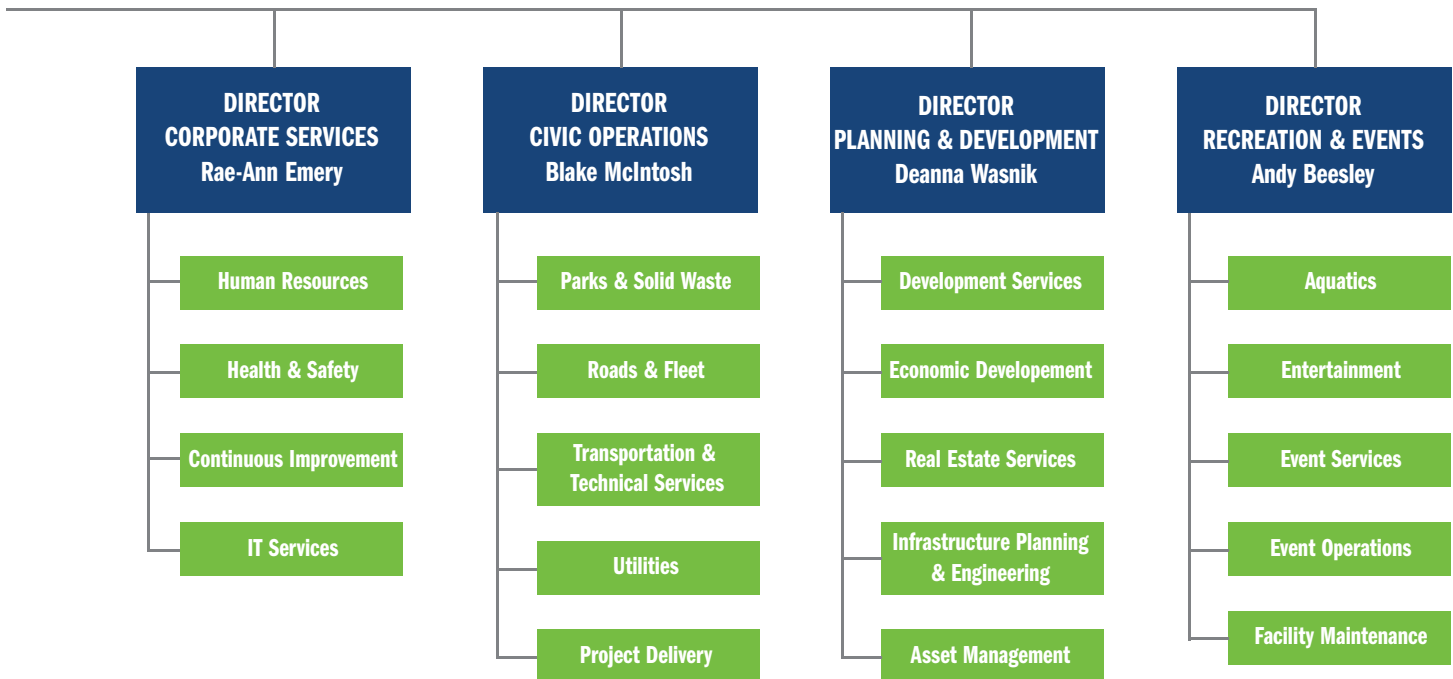
Once again, our record high development permits values are an indication of a strong investor confidence. City staff strive to reduce red tape and streamline processes to allow for needed housing and other investment in our community that align with our community's vision. In 2021, the value of permits processed at the City of Prince George passed \$237.6 Million, a 6.3 percent increase over the values in 2019, formerly the all-time record, which totalled roughly \$223.4 Million. This total also brings the value of permits processed in Prince George in the past five years (2017 to 2021) to nearly \$1 Billion (\$985 Million).

It is my pleasure to present the City of Prince George 2021 Annual Report. I hope you find this year's Annual Report to be useful and informative. I would like to use this opportunity to again thank our staff for their perseverance, tireless hard work and commitment to customer service. You are a credit to the City of Prince George – the place we call home.

Walter Babicz
City Manager



Organizational STRUCTURE



2021 *Highlights*

The year 2021 was arduous in many ways for residents of Prince George and British Columbia. The continuing pandemic, the “heat dome,” wide-spread forest fires, the discovery of unmarked graves at a former Kamloops residential school, catastrophic flooding, and periods of extreme cold were all high-profile events in 2021.



Each month in 2021 the City had important news to share. Here are some highlights of the year:

January

- » New Fire Hall #1 opens to improve community fire protection.
- » City announces total value of building permits in 2020 nearly breaks all-time record despite pandemic - multi-family construction soaring in Prince George.
- » Council approves recommendations from Select Committee on a Safe, Clean, and Inclusive Community to improve safety, security, and cleanliness in the downtown area, including new bylaw officers dedicated to the downtown.

February

- » Council approves 0% tax increase for 2021, cites hardship for citizens during COVID-19 pandemic
- » Council votes to permanently close the Four Seasons Leisure Pool. The closure is projected to result in annual operating savings of roughly \$150,000 to \$200,000.
- » City launches poverty reduction survey to collect community feedback on how to reduce poverty in the community.

March

- » City waives fees for restaurants to open temporary street patios in an effort to help local restaurants, cafes, and pubs as they transition to outdoor food services due to the pandemic.
- » The Mausoleum Expansion project at Memorial Park Cemetery opens to the public. The redeveloped Mausoleum included the addition of a new 1,200 square foot building onto the existing facility, including 900 new glass and marble front niches.
- » The City and BC Housing announced an additional 50 supportive housing units to be placed on the 1st avenue site.
- » City supports Northern Health's COVID-19 vaccination efforts through a leasing agreement for the Prince George Conference and Civic Centre to serve as the COVID-19 mass vaccination site in Prince George.

April

- » Upgraded Masich Place Stadium opens for season weeks ahead of natural grass fields.
- » Community Safety Hub opens to improve the health and safety of the unsheltered homeless while addressing related community impacts.
- » Construction starts on a new downtown childcare centre, to be operated by the YMCA.
- » Council approves review of City capital project management processes.
- » City celebrates the one-year anniversary of SupportPG, a joint initiative with Tourism PG and the PG Chamber of Commerce to support and encourage businesses affected by the pandemic.

May

- » Nomination Committee for the 2022 BC Summer Games officially appoints the 2022 BC Summer Games' Board of Directors, which will be responsible for organizing the Games.
- » Seasonal flooding prompts park and trail closures.
- » City receives Community Leadership Awards for economic development (Titans' Den) and social responsibility (Community Safety Hub).
- » Council unanimously approves recommendations of the Select Committee on Poverty Reduction.

June

- » City releases independent legal review of the underground parkade.
- » City issues evacuation alert, state of local emergency due to high risk of flooding from the Fraser River near Paddlewheel Park.
- » Masich Place Stadium was named Outstanding Stadium by the Recreation Facilities Association of British Columbia.
- » Council votes to approve a funding request from the Caledonia Nordic Ski Club to provide financial support of up to \$250,000 towards hosting the 2024 Para Biathlon World Championships and World Para Nordic Skiing World Cup Finals.
- » City Council approves funding for a temporary repair operation on the Prince George Playhouse's existing façade. Council also approves funding to upgrade the theatrical rigging components in the Playhouse to current safety standards.
- » New crosswalk installed at Tyner Boulevard at Baker Road to improve traffic safety.
- » Council meetings re-open to the public in accordance with the BC Restart Plan.

August

- » \$2 million in Provincial and Federal Government funding announced for the City of Prince George's Community Safety Hub, and other related initiatives.
- » City officially opens new amenities and upgrades for seniors at Ron Brent Park.
- » City announces it is simplifying application procedure for seasonal patios in order to encourage the continued use and establishment of outdoor patios.
- » Council passes a new bylaw that limits the City Manager's capital project budget amendment authority to 5% of each capital project budget, or \$100,000 per project – whichever is lower.
- » City files an application in the BC Supreme Court seeking an order for the safe and orderly transition of the occupants at the encampments on George Street and Lower Patricia Boulevard.
- » Council approves Safe Streets Bylaw to improve health, security, and cleanliness downtown.

July

- » Council selects Walter Babicz as City Manager.
- » One Year Out event held to mark one year until the start of BC Summer Games in PG.
- » Construction begins on project to improve access and amenities at Shane Lake in Forests for the World.
- » Prince George announced as host of the 2022 World Women's Curling Championship.
- » The City and its CUPE Locals #399 and #1048 ratified a new collective agreement, with a term from January 1, 2021 through to December 31, 2023.

September

- » City launches new Hotspot Parking app as new, more convenient way for citizens to pay for off-street parking.
- » City announces it will officially observe the newly created National Day for Truth and Reconciliation.
- » City launches Housing Needs Assessment to collect important information about demographics, housing supply, and future housing needs to help prepare for future housing development and meet community needs.
- » City crews improve traffic safety on 15th Avenue with two crosswalk enhancements at Irwin Street and Alward Street.
- » City launches a survey and public education to increase awareness about stormwater management.
- » City receives Community Recognition Award for leadership in wood design for the new Fire Hall #1 from Wood WORKS, a national industry-led program of the Canadian Wood Council.
- » City installs two new playgrounds at Seymour Park and Carrie Jane Gray Park.

October

- » Council adopts new capital project policy to enhance project governance and give Council a better understanding of City project lifecycle management and practices.
- » City improves sidewalk accessibility with installation of 24 new accessibility ramps across five sidewalk projects.
- » Following Council advocacy, BC Housing and the Attorney General and Ministry Responsible for Housing announces that the Province, through BC Housing, is leasing the Knights Inn in downtown Prince George to provide 44 supportive homes for the city's unsheltered population.
- » Council amends the demolition budget for the Four Seasons Leisure Pool to reflect an additional \$2.6 million. An additional \$1.3 million is also approved for the demolition of Fire Hall No. 1.
- » Council approves the relocation of the Terry Fox Statue at 7th Avenue and Dominion to the site of the new downtown pool to ensure it is not affected by demolition and remediation activities.
- » Construction of Prince George's new downtown aquatic facility passes halfway point.
- » Two new outreach co-ordinators begin working out of Community Safety Hub to help the City's most vulnerable population.
- » City hosts a public digital forum called Talktober and released a survey to gather feedback from citizens on their views on municipal services and the 2022 City budget.

November

- » City announces COVID-19 vaccine mandate for all City staff and contractors.
- » Council approves a draft whistleblower policy for all City employees and elected officials.
- » Occupants of George Street encampment move to housing and encampment cleaned up.
- » Mayor Lyn Hall joins the mayors of 12 other BC municipalities in co-signing a letter to Prime Minister Justin Trudeau to ask the federal government to re-evaluate the cost-sharing balance for retroactive pay and ongoing increases resulting from the new RCMP collective agreement.
- » City announces further legal actions to remove encampment on Lower Patricia Boulevard.
- » Cliff Warner named new fire chief of Prince George fire rescue services; John Iverson to retire in January.
- » City outreach workers, bylaw services staff, and parks staff supported BC Housing's efforts to move 24 occupants of the encampment on Lower Patricia Boulevard to supportive indoor housing and out of the cold and elements.

December

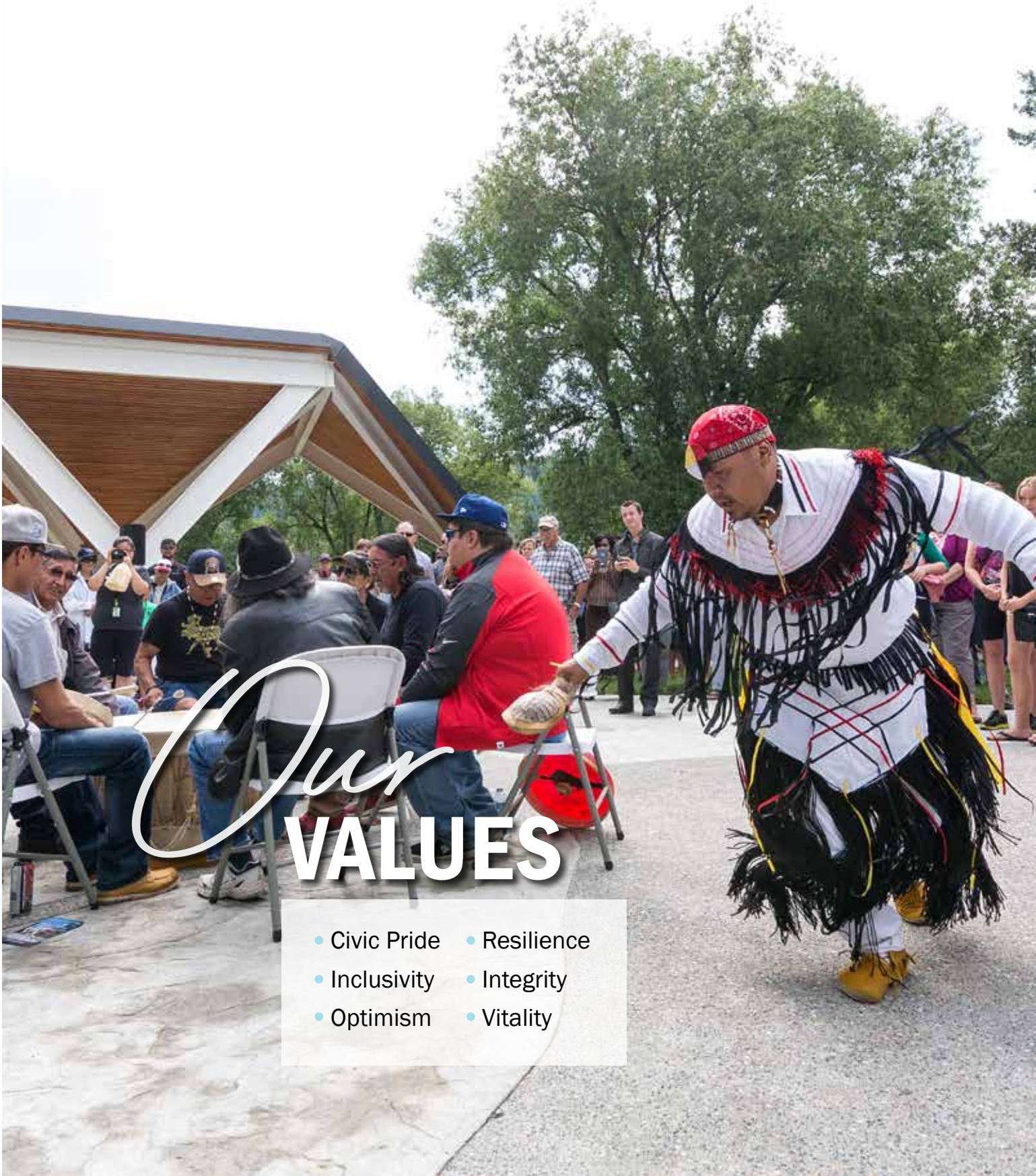
- » The City launches a Request for Expressions of Interest (RFEOI) application for businesses, organizations, and individuals to step forward with an expression of interest in obtaining the naming rights to the City's new downtown aquatic centre.
- » The City releases an independent report from SSA Quantity Surveyors Ltd on the costs of the George Street Parkade constructed in 2019. • According to the report, the final construction cost for the parkade was approximately 4% more than the probable and reasonable cost estimated.
- » The City begins offering the new Peers Employment and Encouraging Resiliency (PEER) Program to support and encourage non-profit agencies to hire people who have lived in or are currently living in poverty and may be affected by its associated challenges, such as homelessness.
- » Staff with the City of Prince George complete the clearing of roads and sidewalks after the City received about half a metre (50cm) of snow in a week.



Vision **MISSION**

A diverse, progressive, and vibrant regional centre with accessible opportunities, a strong and stable economy, and an enviable quality of life.

Along with our regional neighbours, we are leading the way to a strong and prosperous future. We grow by attracting and celebrating innovative people, businesses, and organizations.



Our VALUES

- Civic Pride
- Resilience
- Inclusivity
- Integrity
- Optimism
- Vitality

STRATEGIC FRAMEWORK



PLANNING FOR OUR FUTURE

Council's Strategic Plan is part of a series of plans, reports, and policies to guide the city's growth.

All are based on feedback from citizens and business owners.

SUSTAINABILITY PILLARS



**SOCIAL HEALTH
AND WELL-BEING**



**ENVIRONMENTAL LEADERSHIP
AND CLIMATE ACTION**



**ECONOMIC GROWTH
AND DEVELOPMENT**



**CITY GOVERNMENT
AND INFRASTRUCTURE**



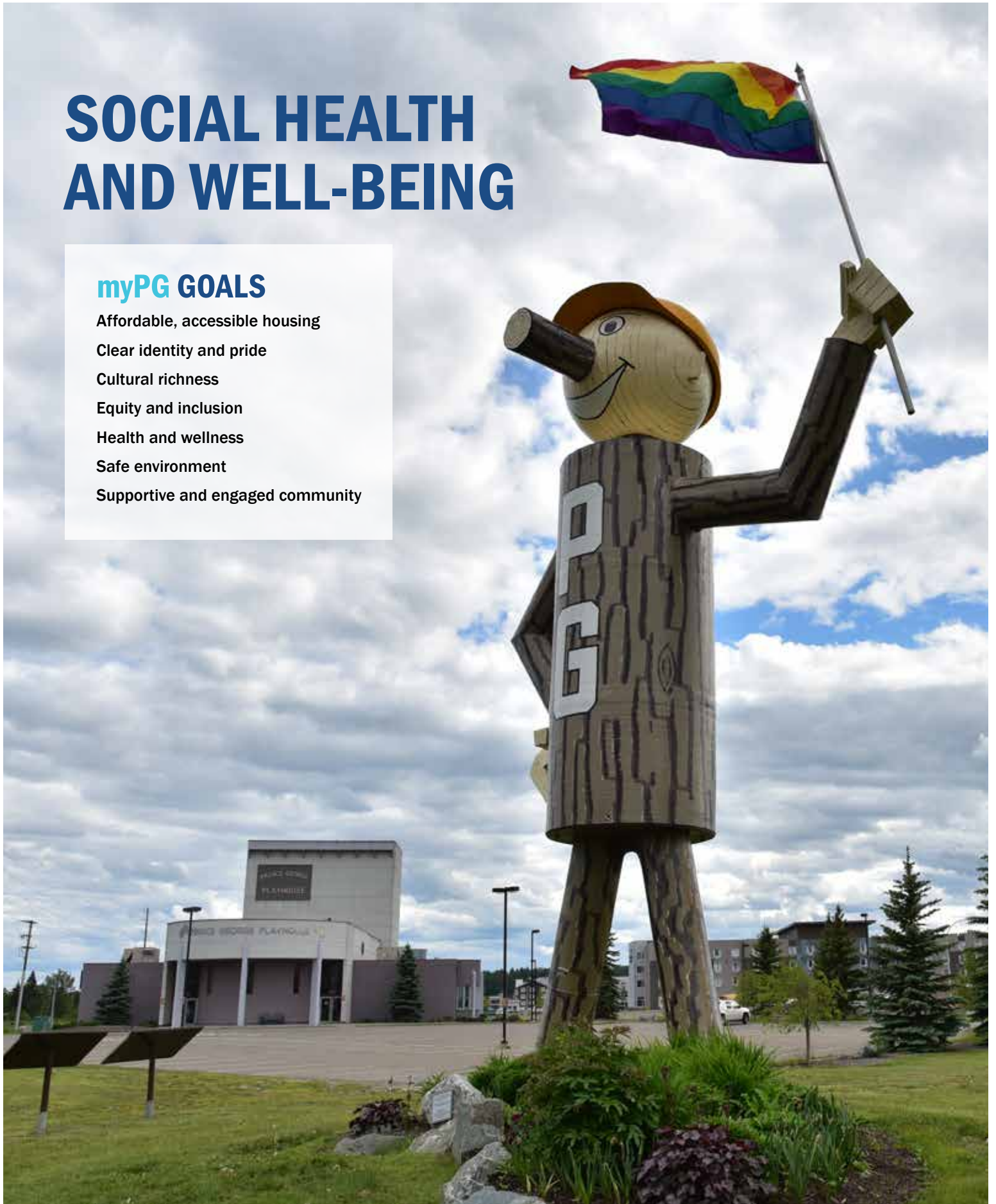
2022 COUNCIL FOCUS AREAS

- Infrastructure
- Continuous Improvement
- Economic Resiliency
- Civic Precinct Vibrancy
- Workplace Health
- Partnerships and Relationships
- Climate Change
- Safety

SOCIAL HEALTH AND WELL-BEING

myPG GOALS

- Affordable, accessible housing
- Clear identity and pride
- Cultural richness
- Equity and inclusion
- Health and wellness
- Safe environment
- Supportive and engaged community



2022 WORKPLAN PRIORITIES

 **COUNCIL FOCUS AREA**
Civic Precinct Vibrancy

 **KEY STRATEGIES**
Create a vibrant civic precinct.

COUNCIL PRIORITIES	WORK PLAN ACTIVITIES
Initiate the Civic Precinct Plan, including a link to land use and infrastructure planning.	<ul style="list-style-type: none"> Develop and begin implementation of a strategy to develop a downtown civic core.

 **COUNCIL FOCUS AREA**
Safety

 **KEY STRATEGIES**
Provide a community where people feel safe.

COUNCIL PRIORITIES	WORK PLAN ACTIVITIES
Continue the implementation and promotion of initiatives that enhance community safety and the perception of community safety.	<ul style="list-style-type: none"> Implement, manage, and report on activities associated with the Strengthening Communities' Services grant. Implement the Closed Caption TV Registry Program Agreement between CPG and the RCMP. RCMP Strategic Needs Assessment. Fire Training Centre - Initial Assessment Study. Initiate Bylaw services – Standards of Service. Continue annual upgrades of municipal street lights: 3,116 Street Light Replacement Program. Continue to implement actions in the Transit Future Plan to support equitable, safe, and a healthy community through affordable and accessible transit fare programs. Negotiate an Emergency Social Services Service Agreement with Emergency Management BC to support regional wildfire evacuation. Fire Communications Centre Contract Renewal and Expansion.
Advocate for housing and health services to serve the diversity of need amongst residents.	<ul style="list-style-type: none"> Facilitate the City's role in advancing the 1st Avenue health and housing project. Complete the Housing Needs Study.



2021 WORKPLAN UPDATES

COMPLETE

- Supported Northern Health in the delivery of a public COVID-19 vaccination program at the Prince George Conference and Civic Centre.
- Prepared re-opening plans for civic facilities that were closed due to COVID-19. In addition, resurrected the City’s capacity to host concerts and other entertainment in preparation for the possible elimination of pandemic-related restrictions on gatherings.
- Completed a housing needs study to document existing housing, predict future needs, and identify gaps in supply.
- Completed Ron Brent Park with amenities conducive to seniors’ health and well-being.
- Created Fraser River Benchland Park with a playground, benches, and picnic tables.
- A Community Recreation, Social Health & Well-being Service Delivery Plan received by Council in May of 2021.
- With \$2 million in provincial and federal grants, the Community Safety Hub opened to encourage collaboration between service agencies to improve the health and safety of the unsheltered homeless while addressing related community impacts.
- Enhanced accessibility by improving trails at Wilson Park and Forests for the World.
- Washrooms installed at Wilson Park and Forests for the World.
- Select Committee on Poverty Reduction recommendations approved by Council
- Select Committee recommendations to Council concerning a safe, clean and inclusive community strategy unanimously approved.

ONGOING

- Began collaboration with BC Housing and Northern Health to initiate construction of an integrated housing and health care facility on First Avenue. Phase one includes 50 supportive housing and will be complete in spring 2022.
- Continue to implement and monitor related progress of recommendations provided by the Select Committee on a Safe, Clean, and Inclusive Community. The establishment of a downtown Community Safety Hub is complete. Other recommendations are ongoing.
- Facilitate implementation of the Strengthening Communities’ Services Programs grant activities to support the unsheltered homeless population and address associated community impacts. Approval of \$1.9 million provincial grant received and various associated activities are at various stages of implementation.
- Grant submission completed to facilitate implementation of recommendations provided by the Select Committee on Poverty Reduction related to service access and transportation.
- Reconciliation:
 - » Module Two of the Indigenous Online Awareness Training Program was completed and is awaiting launch.
 - » The City acquired funding from the Vancouver Foundation to enable the establishment of a community hub at Nus Deh Yoh School to better connect students and families to services and supports.
- YMCA Parkhouse Care & Learning Centre complete. Tsulh’ Cho (Dagg Road) Daycare under construction. Malaspina Daycare moving forward in 2022 with an amended budget of just over \$5.1 million fully funded by the Province of BC.

CANCELLED OR POSTPONED

- Government funding for a downtown arts hub that will enable the move of the Community Arts Council and its programming to 1310 – 3rd Avenue was unsuccessful. Recommendations from DRAFT Downtown Arts Strategy to be incorporated in public engagement processes associated with the Civic Core Planning exercise.
- Initiate an Arena Needs Assessment to inform planning for the continued access to ice for recreation. Deferred to 2022 and incorporated into the Civic Core Plan project.
- Enhance accessibility by improving trails at Ferguson Lake and Ginter’s Meadow were not complete in 2021 but will be finished in 2022.

Highlights

The indoor walking program at CN Centre was re-instated within the Provincial Health Officer regulations. This took considerable effort to create a safe, inclusive, and effective process that made it possible for residents to get out of their homes for exercise and social engagement.

The City distributed \$30,000 to community groups through the Celebrate PG Grant. This Grant supports and assists in the growth and development of new and existing events. The grant was re-ignited in late 2021 to support events taking place in 2022. The recipients of this year's grant were the Hart Highlands Winter Club for Rail Jam, the PG Folkfest Society for Coldsnap, the Community Arts Council for the BC Gourmet Arts Festival, and the Prince George Agricultural and Historical Association for the BCNE.

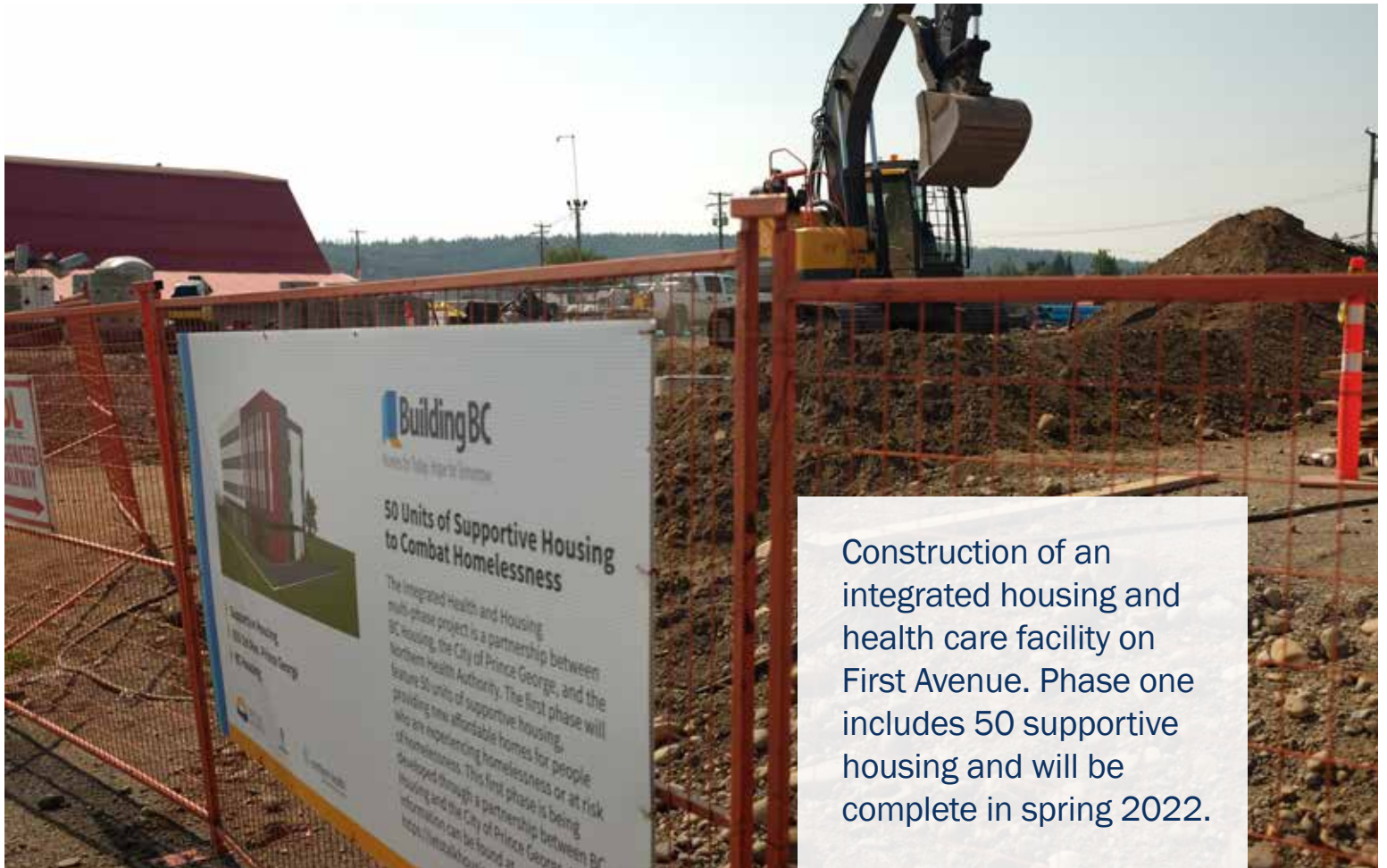
Construction started in 2021 on a new, YMCA-operated downtown childcare centre and on the Tsulh'Cho (Dagg Road) daycare. The YMCA daycare opened in early 2022 and is now serving local families. The Malaspina Daycare is moving forward in 2022 with an amended budget of just over \$5.1 million fully funded by the Province of BC.



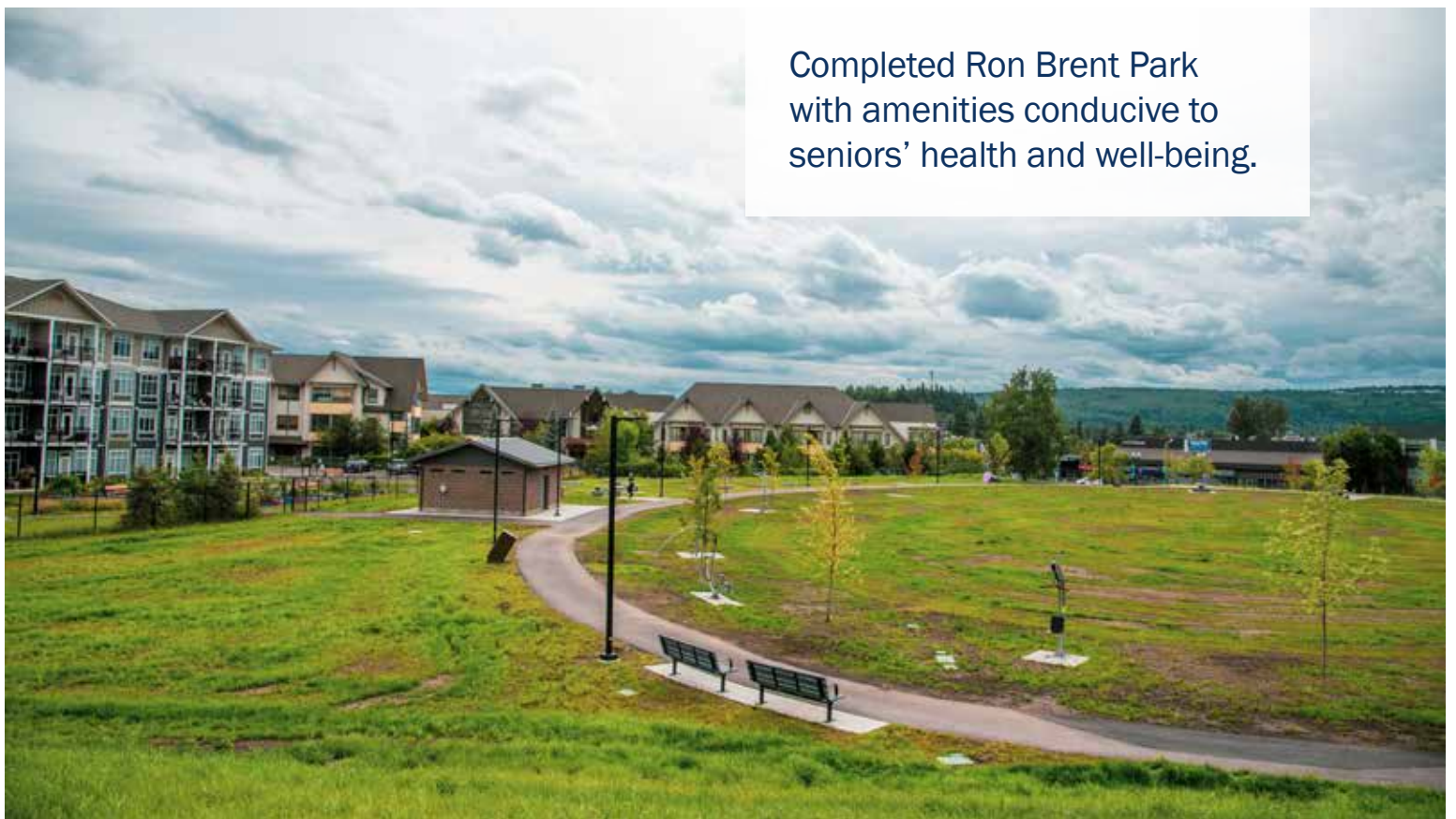
The City's application to the Strengthening Communities' Services grant program, resulted in the award of close to \$2.0 million to implement a wide range of initiatives to improve cleanliness, safety, and inclusion. With funding from the City, Downtown Prince George provides a coordinated and proactive approach to keeping the downtown free of litter, biohazards, needles, and graffiti. Additional police patrols in the downtown supplement the efforts of the Downtown Safety Unit, and a contracted security presence ensures safety in and around civic facilities and downtown parkades. The Community Safety Hub opened in the downtown core to serve as a critical connection point for many of the core agencies across the government and non-profit sectors that regularly contend with complex social issues. To support unsheltered homeless individuals, one of two City funded homeless service hubs utilized grant funding to relocate and expand its operation to ensure more showers, washrooms, drop-in space, mental health and storage services are available. Grant funding also enabled the hiring of two City Outreach Workers who connect vulnerable citizens to the services they need as well as the development of a Peer Employment program

that encourages non-profit agencies to hire and support people who are currently unsheltered. The City will be utilizing a framework, developed with extensive community input, to evaluate these and other safety, cleanliness and inclusion initiatives. The community process to develop an evaluation framework was facilitated with the assistance of a contracted consulting firm with funding from the Strengthening Communities' Services grant program.

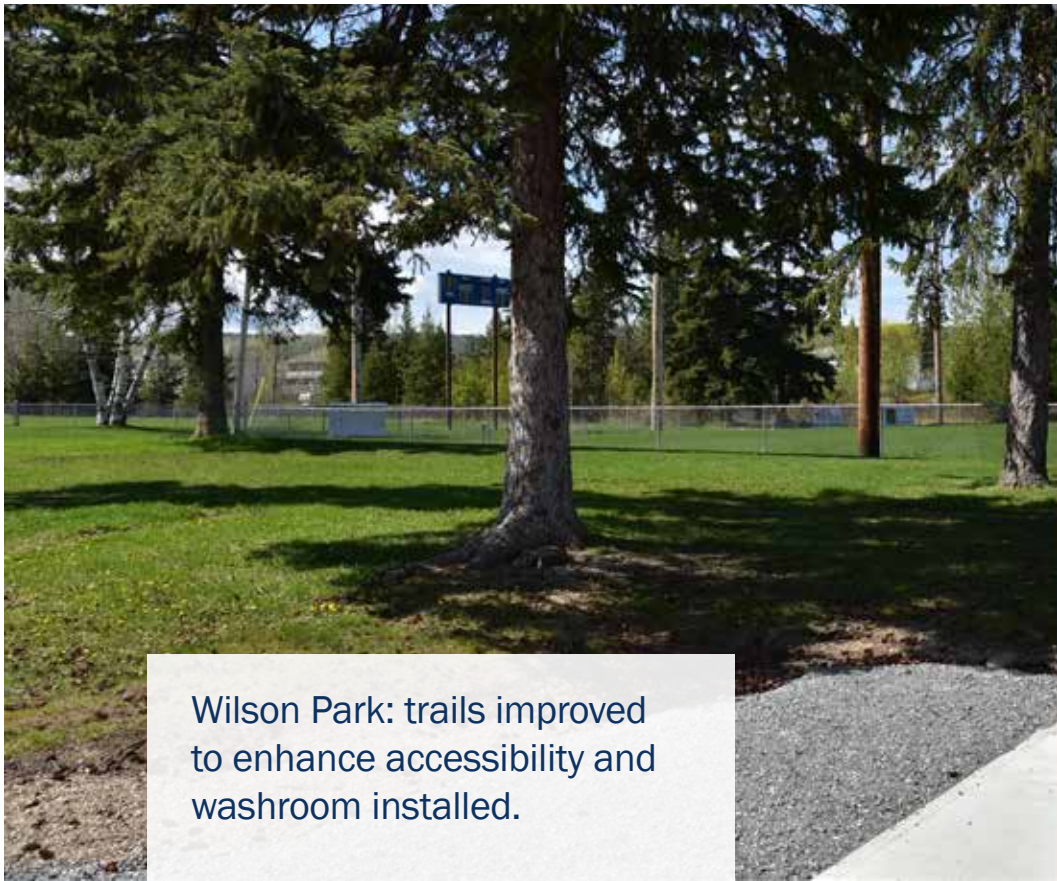
The Select Committee on Poverty Reduction was formed to advise the Mayor and Council on the city's role in the implementation of the BC's Poverty Reduction Strategy. The Committee developed a series of recommendations in six theme areas including Stigma & Discrimination, Housing, Access to Services and Supports, Food Security, Education and Employment, and Transportation that were unanimously approved by Council. The recommendations focus on poverty reduction at the local level and from the perspective of municipal action and advocacy. The recommendation are practical and achievable in the local government context and are already being actioned.



Construction of an integrated housing and health care facility on First Avenue. Phase one includes 50 supportive housing and will be complete in spring 2022.



Completed Ron Brent Park with amenities conducive to seniors' health and well-being.



Wilson Park: trails improved to enhance accessibility and washroom installed.



Supported Northern Health in the delivery of a public COVID-19 vaccination program at the Prince George Conference and Civic Centre.



PRINCE GEORGE

Public library

64,446

Library
card holders

609,284

Total number
of items loaned

131,372

Library visits

309,299

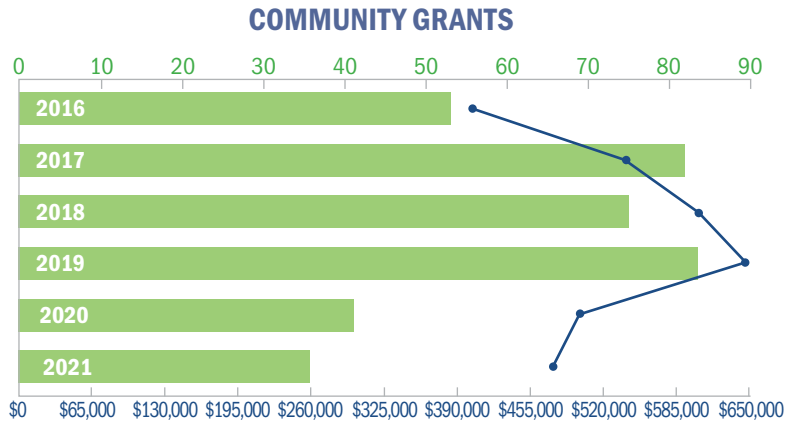
Library
website visits

PRINCE GEORGE
PUBLIC LIBRARY

SUPPORTING COMMUNITY GROUPS

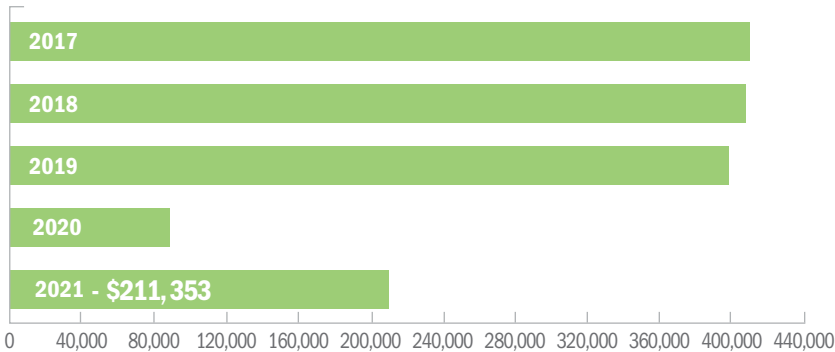
In 2021, COVID-19 continued to limit the number of community gatherings. While some groups pivoted and modified their offerings, many groups could not adjust and did not ask for pre-COVID levels of funding. Funding was available through the myPG Community grant and the Celebrate grant, but the MeetingsPG, SportPG (Tournaments), and Enhancement grants were not available.

■ Number of Organizations ● Grant Total

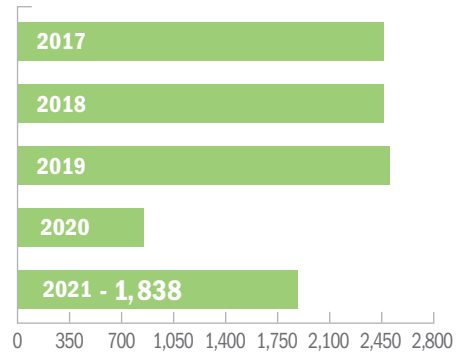


ENCOURAGING AND ENABLING PHYSICAL ACTIVITY

VISITS TO THE AQUATIC CENTRE AND FOUR SEASONS POOL



PARTICIPATION IN THE LEISURE ACCESS PROGRAM



The goal of the Leisure Access Program is to improve quality of life and decrease the level of inactivity for low-income households through access to publicly funded leisure services. The City receives applications from clients and referral agencies.

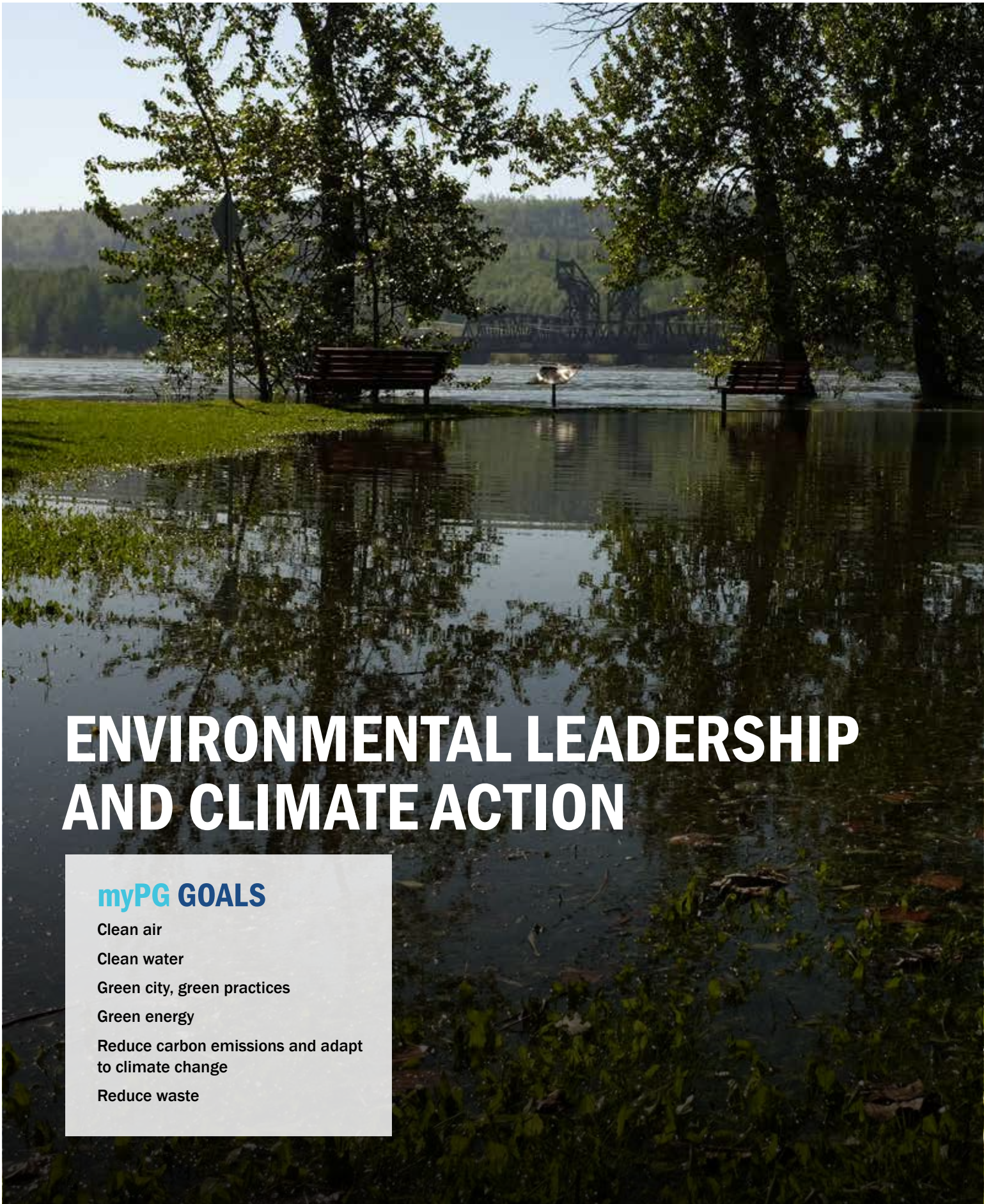
In 2021, local residents on the Leisure Access Program visited Prince George's pools 974 times.

COMMUNITY ARENAS

315,000

estimated users/visits in 2021

FYI, this number continues to reflect another "COVID year". In a 'normal' year complete with full concerts, events, and tournaments, we estimate about 1 million visitors!



ENVIRONMENTAL LEADERSHIP AND CLIMATE ACTION

myPG GOALS

- Clean air
- Clean water
- Green city, green practices
- Green energy
- Reduce carbon emissions and adapt to climate change
- Reduce waste

2022 WORKPLAN UPDATES

COUNCIL FOCUS AREA
Climate Change

KEY STRATEGIES
Address the impacts of climate change.

COUNCIL PRIORITIES	WORK PLAN ACTIVITIES
Support the continued implementation of the Wildfire Mitigation Strategy.	<ul style="list-style-type: none"> Complete works related to the reduction of wildfire hazards on public lands.
Support the creation and implementation of a stormwater management plan.	<ul style="list-style-type: none"> Continue implementation of the Integrated Stormwater Management Plan.
Support the continued implementation of the Climate Change Mitigation and Adaptation Plans.	<ul style="list-style-type: none"> Step Code Implementation (Step 1). Review the Fleet Capital Plan to consider alternative fuel sources and green technology for light & heavy fleet (cost benefits). Continue to support actions of the Transit Future Plan to help reduce carbon emissions through increasing ridership.



Cool fact...

318

street lights were replaced in 2021 with LEDs for a total of almost 2,100 LEDs street lights in our network, which helps conserve electricity.

This also saves us money on our BCHydro bills.



2021 WORKPLAN UPDATES

COMPLETE

- Completed a Climate Forward Implementation Strategy that incorporates climate change mitigation and adaptation objectives into a single action plan for 2021-2025.
- Completed an inventory of natural assets (such as aquifers, forests, and watersheds) within the City that provide vital services that would otherwise need to be engineered and constructed.
- Completed an Integrated Stormwater Management Plan that enhances the City's ability to manage rainfall and snowmelt in order to prevent flooding and erosion, and protect natural ecosystems.
- Established connections from the Downtown Renewable Energy System to the new downtown pool and the new parkade at 6th and George.
- Applied for government funding to enhance the energy efficiency of the Kin Arena ice plant. Awaiting response.
- Implemented actions of the Transit Future Plan to help reduce local carbon emissions associated with transportation. Additional routes and expanded service hours were implemented and effective January 2022.

ONGOING

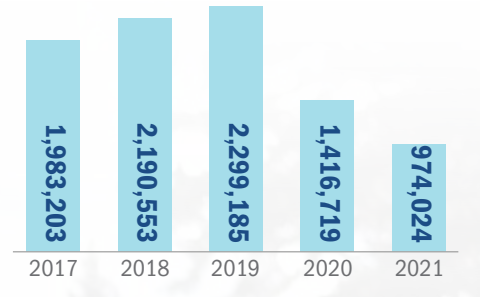
- Installation of electric vehicle charging stations at City properties as part of the Charge North consortium involving the Community Energy Association and municipalities and regional districts will continue in 2022.
- Continue to implement the recommendations of the Community Wildfire Protection Plan and finalize a program to remove wildfire fuel in the Malaspina, Pidherny, and Broddy areas.
- Communication has begun with staff, developers, and the local construction community to facilitate the implementation of step 3 of the BC Energy Step Code in 2022.



Prince George's
103 parks
are a total of
11km²

The city's bus fleet travels an
average of
4,643km
per day

TRANSIT RIDERSHIP:



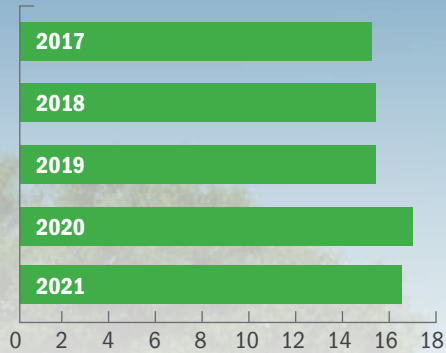


GARBAGE

The City's curbside garbage collection program served 23,000 properties in 2021.

TOTAL GARBAGE COLLECTION

(in millions of kilograms)



Average Annual Garbage Collected per household


724.2kg



WATER

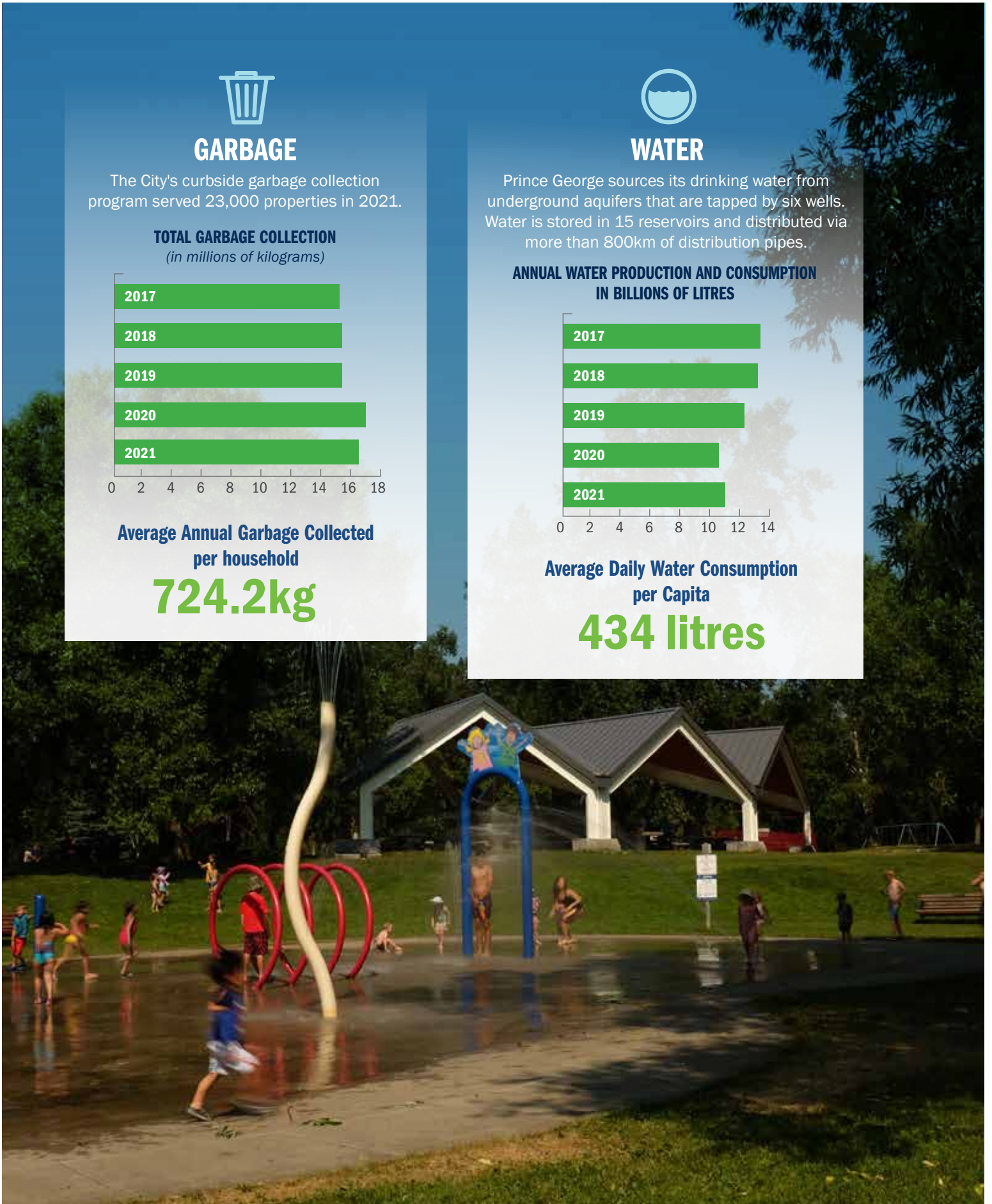
Prince George sources its drinking water from underground aquifers that are tapped by six wells. Water is stored in 15 reservoirs and distributed via more than 800km of distribution pipes.

ANNUAL WATER PRODUCTION AND CONSUMPTION IN BILLIONS OF LITRES



Average Daily Water Consumption per Capita

434 litres





Installation of electric vehicle charging stations at City properties as part of the Charge North consortium involving the Community Energy Association and municipalities and regional districts will continue in 2022.

ECONOMIC GROWTH AND DEVELOPMENT

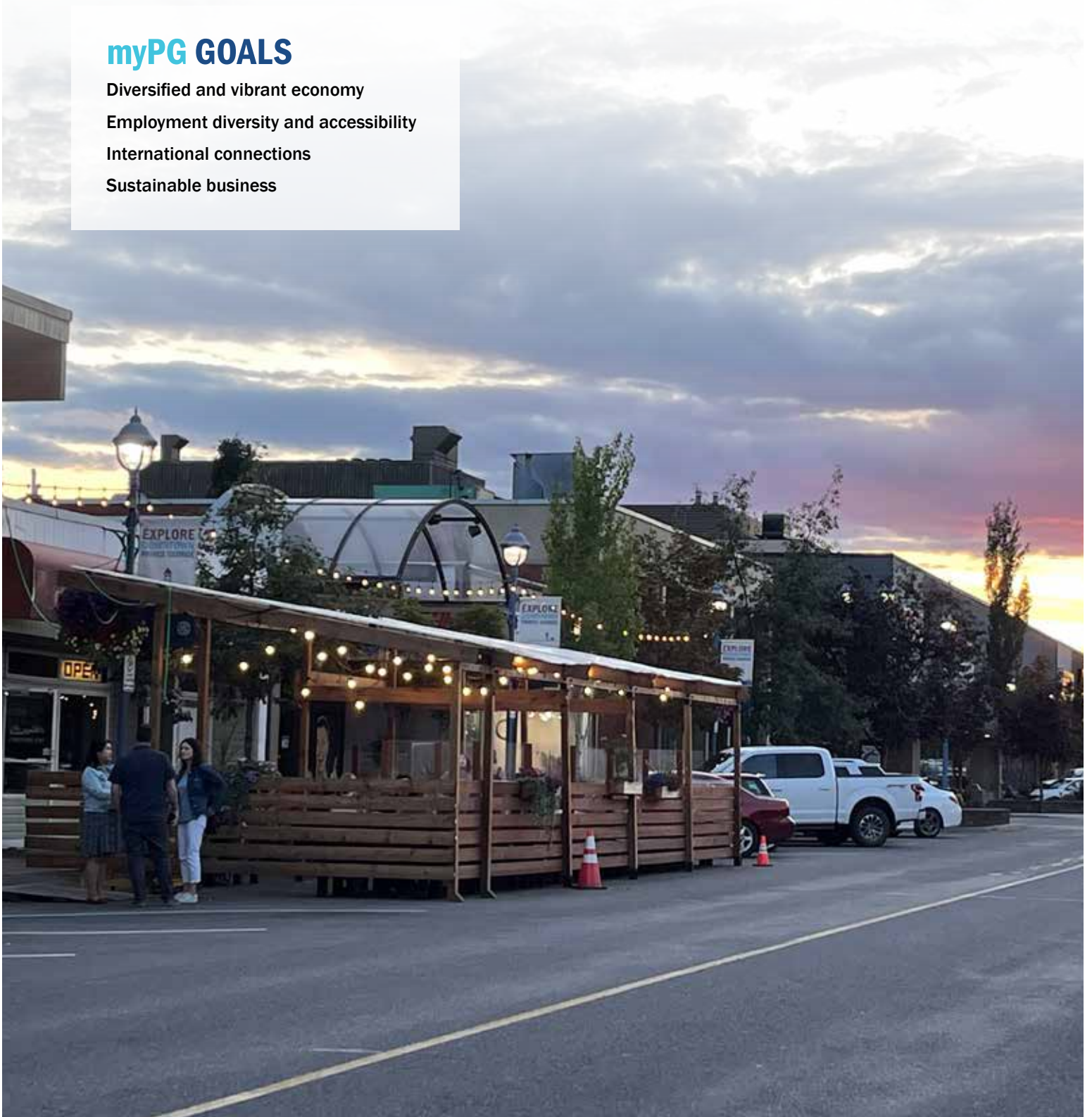
myPG GOALS

Diversified and vibrant economy

Employment diversity and accessibility

International connections

Sustainable business




2022 WORKPLAN UPDATES

 **COUNCIL FOCUS AREA**
Economic Resiliency

 **KEY STRATEGIES**
Increase the population of Prince George.

COUNCIL PRIORITIES	WORK PLAN ACTIVITIES
Broadly market the affordability and quality of life in Prince George.	<ul style="list-style-type: none"> • Initiate Move Up Prince George advertising campaign to attract people to the City.
Maximize the quality of life for all residents.	<ul style="list-style-type: none"> • With UBCM grant funding, address recommendations from the Select Committee on Poverty Reduction related to the City’s Leisure Access program and barriers to transportation. • Facilitate next steps, as directed by Council, in relation to the proposed Malaspina Daycare project. • Undertake a review of the Public Art Policy and provide recommendations to Council for consideration. • Continue to implement action plans for age inclusion and accessibility of park facilities and trails: 0251 Connaught Park Enhancement; 0382 Nature Park Improvements; 1097 Trails Rehabilitation. • Review Community Recreation, Social Health & Well-being Service Delivery Plan Recommendations and begin implementation. • Continue to improve accessibility and connectivity of pedestrian networks through 2022 sidewalk renewal and new sidewalk capital programs: 1093 Sidewalk & Walkway Rehabilitation; 1489 New Sidewalks. • Host the 2022 World Women’s Curling Championship. • Provide a successful BC Summer Games in Prince George utilizing City facilities and services. • Open the new downtown pool. • Complete, in partnership with Downtown Prince George, the Downtown Strategy (focused on place making and marketing of downtown).

 **COUNCIL FOCUS AREA**
Economic Resiliency

 **KEY STRATEGIES**
Build a strong, innovative, and resilient economy for Prince George.

COUNCIL PRIORITIES	WORK PLAN ACTIVITIES
Support regional economic development.	<ul style="list-style-type: none"> • Support Community Futures in their application for funding to establish a regional economic development strategy to promote economic opportunities and collaborations for the region. • Facilitate the continued implementation of the 2020-2025 Economic Development Strategy.



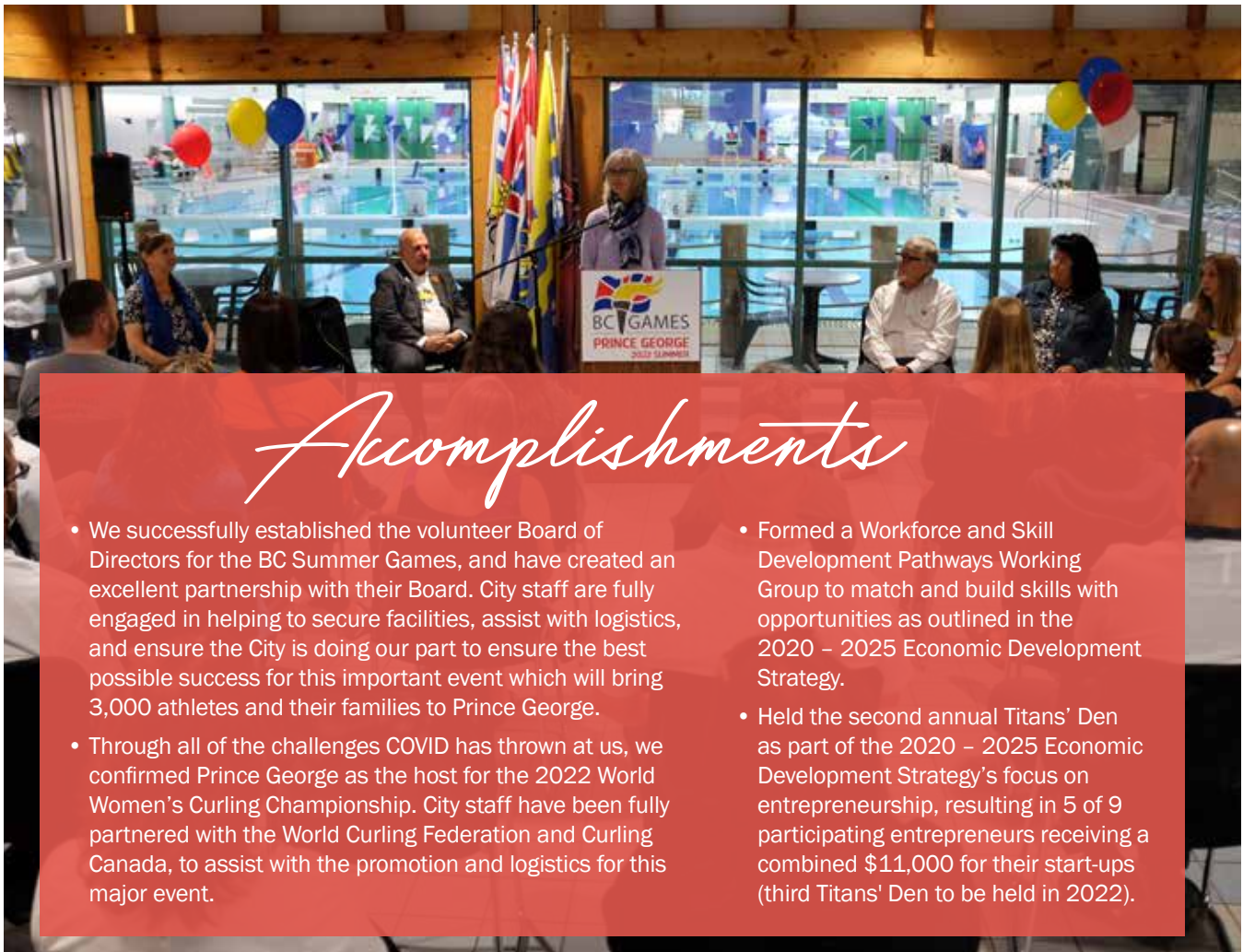
2021 WORKPLAN UPDATES

COMPLETE

- Throughout 2020 and 2021, the City ensured the continuity of the SupportPG COVID-19 response, recovery, resilience projects that support businesses through the pandemic.
- Continued to implement the 2020 – 2025 Economic Development Strategy by completing a forestry cluster development strategy and a business retention and expansion study for the local manufacturing sector.
- Worked with the BC Games Society to establish the volunteer Board of Directors to develop the plans for Prince George to host the 2022 BC Summer Games.
- Worked with Curling Canada, the World Curling Federation, and Tourism Prince George to confirm Prince George as the host for the 2022 World Women’s Curling Championship.
- The City moved past the \$1 billion mark in building permit values in the past five years.

ONGOING

- Work began in 2021 and will continue in 2022 on a collaborative project with Downtown Prince George on the development of a Downtown Strategy.
- The City continues to support Tourism Prince George in its efforts to enhance the attractiveness of Prince George as a destination for visitors, specifically focusing on visitor services and event attraction as key ingredients of COVID-recovery in the local tourism sector.



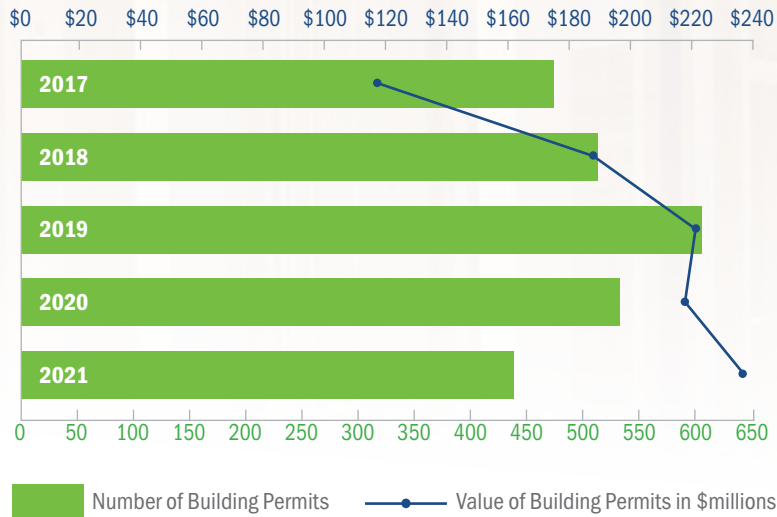
Accomplishments

- We successfully established the volunteer Board of Directors for the BC Summer Games, and have created an excellent partnership with their Board. City staff are fully engaged in helping to secure facilities, assist with logistics, and ensure the City is doing our part to ensure the best possible success for this important event which will bring 3,000 athletes and their families to Prince George.
- Through all of the challenges COVID has thrown at us, we confirmed Prince George as the host for the 2022 World Women’s Curling Championship. City staff have been fully partnered with the World Curling Federation and Curling Canada, to assist with the promotion and logistics for this major event.
- Formed a Workforce and Skill Development Pathways Working Group to match and build skills with opportunities as outlined in the 2020 – 2025 Economic Development Strategy.
- Held the second annual Titans’ Den as part of the 2020 – 2025 Economic Development Strategy’s focus on entrepreneurship, resulting in 5 of 9 participating entrepreneurs receiving a combined \$11,000 for their start-ups (third Titans’ Den to be held in 2022).

Percentage of building permits for private sector projects

98%

BUSINESS AND CONSTRUCTION Number and Value of Building Permits



CITY GOVERNMENT AND INFRASTRUCTURE

myPG GOALS

- Sustainable infrastructure
- Sustainable fiscal management
- Organizational excellence
- Healthy workplace
- Effective governance



2022 WORKPLAN UPDATES

COUNCIL FOCUS AREA Infrastructure

KEY STRATEGIES Ensure infrastructure meets the needs of a growing city.

COUNCIL PRIORITIES	WORK PLAN ACTIVITIES
Develop and enhance a strategy that results in a robust capital planning process.	<ul style="list-style-type: none"> • Begin design phase for the Mechanical/Building Envelope Upgrade at PG Aquatic Centre. • Create and finalize plans to address Plaza Parkade elevator modernization & Playhouse rigging replacement requirements.
Establish goals for the District Renewable Energy System.	<ul style="list-style-type: none"> • Finalize renewal of Lakeland agreement and new bylaw.
Address the City's Infrastructure gap.	<ul style="list-style-type: none"> • Implement recommendations outlined in Asset Management Strategies to prioritize infrastructure projects. • Create and finalize plans to replace the CN Centre roof and the RMCA Condenser. • Continue construction of the new downtown pool and complete the demolition of Four Seasons Leisure Pool and Fire Hall #1. • Develop tactical Asset Management Plans for stormwater and Civic Facilities. • Plan public consultation process in relation to stormwater funding options.
Develop an implementation roadmap for the 2024 OCP renewal process.	<ul style="list-style-type: none"> • Establish a Consultation Plan for the OCP review.

COUNCIL FOCUS AREA Workplace Health

KEY STRATEGIES Create an environment where employees can thrive.

COUNCIL PRIORITIES	WORK PLAN ACTIVITIES
Support the implementation of psychologically-healthy workplace training.	<ul style="list-style-type: none"> • Deliver Workshops 3 and 4 to managers and supervisors to satisfy certification requirements; deliver introductory workshops to unionized supervisors and employees. • Divisional Managers and Supervisors to complete the psychologically-healthy workplace training and begin the implementation of practical workplace initiatives.

**COUNCIL FOCUS AREA**

Continuous Improvement

**KEY STRATEGIES**

Provide cost-effective service delivery.

COUNCIL PRIORITIES	WORK PLAN ACTIVITIES
<p>Support the ongoing implementation of continuous improvement processes to advance efficiency and effective service delivery.</p>	<ul style="list-style-type: none"> • Lead a comprehensive review of the City’s grant processes and provide recommendations for Council consideration. • Lead a Digital Transformation Strategy to maximize use of existing technologies. • Update the preventative maintenance program for all Civic Facilities, with a goal of reducing service call response times. • Implement advanced technology for recreation bookings and scheduling. • Continue to implement staff scheduling program (Schedule Force) to include all Recreation & Events Department staff. • Lead and implement a comprehensive redesign of the front service counter function in Planning & Development to improve responsiveness and service timelines; identify employee competencies, training requirements, and performance standards; and provide a more efficient physical layout for employees and customers. • Track City’s key performance indicator as they relate to the Levels of Service Framework with focus on Parks. • Develop and implement a Privacy Management Program. • Continue to enhance the City’s Records Management Program. • Undertake a Council Orientation with newly-elected Council Members.

**COUNCIL FOCUS AREA**

Continuous Improvement

**KEY STRATEGIES**

Achieve funding, support, partnerships, and shared community.

COUNCIL PRIORITIES	WORK PLAN ACTIVITIES
<p>Develop a communications policy that enables consistent and clear communication of City service levels and associated costs.</p>	<ul style="list-style-type: none"> • Develop a communications policy and related administrative procedures and toolkits. • Develop an internal communications strategy to guide internal communications and improve service delivery.

COUNCIL FOCUS AREA
Partnerships and Relationships

KEY STRATEGIES
Achieve funding, support, partnerships, and shared community.

COUNCIL PRIORITIES	WORK PLAN ACTIVITIES
Build and maintain the relationship necessary to advance co-ordinated advocacy and action on shared goals.	<ul style="list-style-type: none"> • Work with Tourism PG to bring conferences, sports, and events to the city.
Continue development and implementation of the City's online Indigenous Awareness Training program.	<ul style="list-style-type: none"> • Launch Module Two of the Indigenous Awareness Training Program. • Facilitate City-wide consideration (and action as appropriate) of the Province of BC's Declaration on the Rights of Indigenous People Act Action Plan. • In partnership with the Prince George Native Friendship, complete the Tsulh' Cho Daycare. • Work with Lheidli T'enneh First Nation for land sale, rezoning, subdivision, and development of Daycare in the Park at Lheidli T'enneh Memorial Park.



Canfor Leisure Pool to open in 2022.



2021 WORKPLAN UPDATES

COMPLETE

- A review of the City’s capital project management process was completed. A Policy and Organizational Capital Project Management Framework was approved by Council and implemented by staff to incorporate improvements across the multiple City departments.
- Council renewed the City’s operating agreement with FortisBC for the sale of natural gas within municipal boundaries. FortisBC exercised their option to purchase, which concludes the LILO agreement and the City received its legacy payment in 2022.
- Virtual in-house training programs for City employees completed including: Grader Orientation; Sweeper Orientation; Indigenous Awareness Module 2.
- Completed the first of two phases of a project to establish communications redundancy across several City facilities, including the new Fire Hall, via a new 5km fibre-optic telecommunications backbone. The redundancy enhances reliability of core City services, including emergency services.
- Fire Hall #1 opened to improve community fire protection.
- A review of departmental processes began in 2021 to improve efficiency and service to residents. Initial work includes improvements to processes related to: towing and impounding vehicles, dog licensing, business licenses, commercial and industrial building permits, realignment of role and training in Development services, as well as efficiencies in human resources incident investigations and safety inspections.
- The City launched a new Hotspot Parking app as a new, more convenient way for citizens to pay for off-street parking.

ONGOING

- The City is adapting to evolving circumstances related to the COVID-19 pandemic and adjusting operations accordingly to safeguard the health and safety of staff and the general public. Numerous COVID-19 protocols were developed in response to rapidly changing conditions including a mandatory COVID-19 Vaccination Program applicable to all staff and contractors.
- Construction of the downtown pool continued on target to open in 2022.
- Virtual in-house training programs for City employees continues into 2022 including: Driver Orientation; Respectful Workplace; Loader Orientation; Violence in the Workplace; Spill Response; Biohazard Response.
- Cyber security upgrades continued through 2021 and into 2022. This is ongoing work that is consistently updated and does not have an end date.

CANCELLED OR POSTPONED

- The old fire Hall #1 and Four Seasons pool demolitions postponed until 2022.
- Working with the Lheidli T’enneh, the update of the City’s language and practices for acknowledging the traditional territory of the Lheidli T’enneh was postponed until June of 2022.
- A grant application to review and revise the processes involved with the City’s most common land use applications was unsuccessful. This project to improve service and communication with applicants, while increasing the efficiency of the application review process has been postponed pending future funding.



CONSTRUCTION PROJECTS

- The new fire hall was completed in 2021. It is approximately 50% larger than the old Fire Hall #1 and has enough room to house an Emergency Operations Centre and Fire Operations Communications Centre. The more central location near Massey Drive increases the area firefighters can reach in eight minutes by 50 per cent.
- Construction also began on the new downtown pool in 2021 and remains on target to open in 2022.
- A daycare facility was constructed on time and on budget in downtown Prince George. It opened in early 2022 to serve 85 children.

Accomplishments

Construction of the new downtown pool continued through 2021 and remains on target to open in 2022. In spite of several unforeseen construction challenges, many efficiencies were found to keep costs on budget as much as possible. To avoid high propane costs over the winter construction months, the pool was connected to the District Energy System, providing an efficient and inexpensive heat source to the building.

The Utilities Division completed several significant infrastructure projects in 2021:

- 1 Chief Lake Watermain**
Phase 1 – increased fire flow, improvements to system reliability and replacement of aging infrastructure.
- 2 Irwin Watermain**
14th Avenue to 15th Avenue – increase fire flow, replacement of aging infrastructure.
- 3 7th Avenue Watermain**
Dominion Street to Quebec Street – Replace aging infrastructure, coordination with streetscape improvements associated with the new pool.
- 4 Upper Patricia Watermain**
Queensway Boulevard to Ingledew Street - increase fire flow, replacement of aging infrastructure, co-ordination with asphalt rehab.
- 5 WWTC Electrical Upgrade**
Replacement of transformer and improvements to the initial electrical connections throughout the plant.
- 6 PW602 Electrical Upgrade**
Replacement of aging transformer, incorporation of spill containment system, and elevating to be above flood elevation.
- 7 Major Valve Replacement**
 - a. Ospika Boulevard – replacement of aging infrastructure that was leaking on a main transmission line supplying water to College Heights.
 - b. Tabor Boulevard and 1st Avenue – replacement of aging infrastructure that was leaking on a transmission main supplying water to the majority of the City.

Our INFRASTRUCTURE STORY

Approximate replacement
value of civic infrastructure

\$3.71 billion

Underground infrastructure
water pipes

810km

51

City-owned buildings
totalling

155,000m²

Sanitary sewer pipes

699km

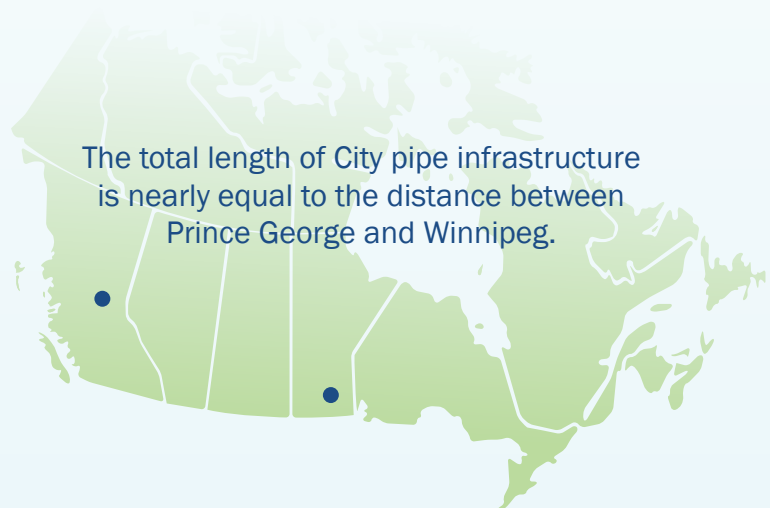
Downtown Renewable
Energy System

6km

of supply and return pipe
connecting Lakeland Mills with

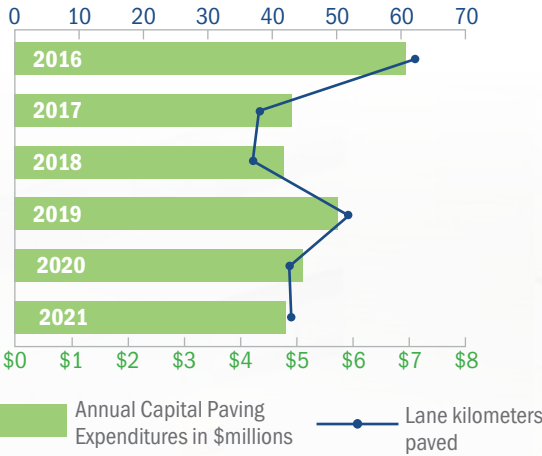
11

downtown buildings



ROADS

ROAD REHABILITATION




1,561

Road lane kilometres
(1,299km paved and 246km gravel)

4,712 – 4,728

Street lights



FINANCIAL INFORMATION

Report from the Financial Officer	45
Consolidated Financial Statements	59
Supplementary Financial Information	81



June 6, 2022

To Mayor and Council:

I hereby submit the Municipal Financial Report for the City of Prince George for the fiscal year ended December 31, 2021, pursuant to section 167 of the *Community Charter*. This report includes the Consolidated Financial Statements, the Auditor's Report and Supplementary Schedules. In accordance with Canadian Public Sector Accounting standards, the City's consolidated statements include the Prince George Public Library and Tourism Prince George Society (Other Controlled Entities). The Consolidated Financial Statements have been audited by KPMG LLP, independent external auditors appointed by the City.

The City's 2021 Financial Statements have two sections, which are as follows:

1) Financial Information

This section contains the Auditor's Report and the City's Consolidated Financial Statements with accompanying notes. The consolidated statements reflect the City's overall financial position as at December 31, 2021, with comparative amounts for 2020. The statements are represented as the Consolidated Statement of Financial Position, Consolidated Statement of Operations, Consolidated Statement of Change in Net Financial Assets (Debt) and Consolidated Statement of Cash Flows. The budgetary figures reported are those that were approved by Council in the annual 2021 Budget Bylaw. The Notes to the Consolidated Financial Statements provide further detail as to specific accounting policies and the composition of certain financial numbers and should be read in conjunction with the statements.

2) Supplementary Financial Information

This section contains the schedules for segment disclosure as well as balances in reserve funds, tangible capital assets, trust funds, and debt obligations.

Financial Management and Control

The City's management maintains a system of internal controls designed to provide reasonable assurance that assets are safeguarded, transactions are properly authorized and recorded in compliance with legislative and regulatory requirements, and reliable financial information is available on a timely basis for preparation of the consolidated financial statements. These systems are monitored and evaluated by management.

Mayor and Council meet with management and the external auditors to review the consolidated financial statements and discuss any significant financial reporting or internal control matters prior to their approval of the consolidated financial statements.

The City prepares multi-year operational and capital expenditure plans each year that represent the programs that Council wishes to see implemented. The City Manager is responsible to provide overall guidance with respect to Council's direction concerning service and the City's operational and capital expenditure plans. Departments are responsible for developing and managing the budgets.

Management is responsible for the preparation of the financial statements. While there is close consultation with the City's auditors, management is ultimately responsible for decisions relating to the form and content of these statements and for the treatment and reporting of transactions.

COVID-19 Pandemic

On March 11, 2020, the World Health Organization declared the COVID-19 outbreak a pandemic. This resulted in governments worldwide, including the Canadian federal and provincial governments enacting emergency measures to combat the spread of the virus. The economic conditions and the City's response to the pandemic had a material impact on the City's operating results and financial position in 2021. However, the recovery phase did begin in 2021 and the impact was not as significant as in 2020. The City still experienced diminished revenues from closed recreational facilities, transit, gaming grants and parking, but these revenues started to come back online at various times during the year.

2021 Capital Project Highlights

Approximately 84 individual capital projects were worked on or had transactional activity in 2021, culminating in \$43.3 million in total capital expenditures. This figure does not include Other Controlled Entities. Projects classified as new will typically increase the City's annual operating and maintenance obligations going forward.

2021 Capital Expenditures by Project Type and Fund

Project Type	Expenditures	%	Fund	Projects *	Expenditures	%
Disposal	520,712	1.20%	District Energy	2	153,869	0.36%
New Asset	6,896,301	15.93%	General	56	36,510,457	84.35%
Renewal/Replacement	33,691,904	77.84%	Sewer	12	2,336,403	5.40%
Upgrade	2,173,522	5.02%	Water	14	4,281,710	9.89%
Grand Total	43,282,439	100.00%		84	43,282,439	100.00%

* Number of projects is analogous to defined activities as many projects like road rehabilitation have multiple components to them.

2021 Top Ten Projects by Expenditure

Project	Status	Original Budget	Council Approved Amendment	Delegated Authority Amendment	Approved Spending	2021 Actual	Total Spending All Years to Dec 31, 2021
FSLP Replacement	Ongoing	35,000,000	1,250,000		36,250,000	17,898,098	28,269,686
Road Rehabilitation	Ongoing	5,000,000			5,000,000	4,733,294	4,733,294
1075 6th Daycare	Ongoing		4,047,065		4,047,065	3,760,208	3,806,981
Water Main Replacement	Ongoing	3,000,000			3,000,000	2,449,620	2,449,620
Civ Fac Roofs Replace 19 to 22	Ongoing	3,355,450			3,355,450	1,184,263	2,122,175
WWTC Renewal	Ongoing	4,000,000			4,000,000	855,716	1,226,088
Mausoleum Expansion Phase 2	Ongoing	1,400,000			1,400,000	715,710	1,308,964
Sidewalk Rehabilitation	Ongoing	700,000			700,000	698,922	698,922
Dagg Road Daycare	Ongoing		2,381,493	11,193	2,392,686	635,529	635,529
Crit St Lt/Traffic Signal Repl	Ongoing	3,000,000			3,000,000	611,684	806,999
Total		55,455,450	7,678,558	11,193	63,145,201	33,543,045	46,058,259

* The Council Approved Amendment column documents Council's budget amendments to capital projects that exceeds both their original budget as well as ratification of the then City Manager's delegated authority in 2021.

Four Seasons Leisure Pool Replacement

The downtown swimming pool has reached the end of its life and is being replaced at a total cost of \$42.0 million including the purchase and demolition of the Days Inn Hotel and eventual demolition of the old Four Seasons Leisure Pool. The construction costs of the new facility are set at \$35.0 million and Council recently approved the addition of a Ninja Cross obstacle course for an additional \$0.5 million. The facility's concrete building foundation is now complete with around 1,100 cubic meters of concrete poured at the site. In 2021, \$17.9 million was expended and total spending from all years to December 31, 2021 is \$28.2 million. The project is scheduled for completion in Fall 2022.

Road Rehabilitation

This year, 43.5 lane kilometres of road surface were rehabilitated at a cost of \$4.7 million. Some of the key rehabilitation projects were resurfacing Northwood Pulpmill Rd and Foothills Blvd resurfacing. There was also a significant gravel surface rehabilitation for the Fraser Vista subdivision.

1075 – 6th Avenue Daycare

In order to respond to childcare space creation targets identified in the 2020 City of Prince George Child Care Action Plan, the City applied to external funders (Province of BC - MCFD) and UBCM to secure \$3.98 million to facilitate development of a downtown childcare facility to address the critical shortage of licensed care in the downtown core. The 85 space daycare was completed in December of 2021 and the YMCA of Northern BC assumed occupancy on January 1, 2022.

Watermain Replacement

The watermain replacement program is intended to replace aging infrastructure, to improve system reliability, and also provides the opportunity to upgrade water mains to meet system demands and fireflow requirements. The program also provides the opportunity to initiate predesign work for the future years. In 2021, the following watermains were replaced:

- Irwin Street – 14th Avenue to 15th Avenue
- Chief Lake Phase 1 – Chestnut to west side of Highway 97
- 7th Avenue – Dominion Street to Quebec Street (coordination with future New Pool streetscaping)
- Upper Patricia Boulevard – Queensway to Ingledew Street

Civic Facilities Roof Replacement 2019 to 2022

This is a four-year Civic Facilities Roof Program to replace roofs on various civic facilities, including: SPCA, Search & Rescue, Sports Centre lower roof, 1310 3rd Ave, City Yard mechanical bay, Kin 2, Kin 3, Two Rivers Gallery, Agriplex, Civic Centre, Seniors' Activity Centre, and CN Centre. The replacement of the City Yard mechanical bay, Agriplex and the Civic Centre were completed in 2021.

Wastewater Treatment Centre Renewal

Program to meet regulatory requirements and to replace aging infrastructure including renewal of wastewater treatment plant mechanical, electrical, partitions & doors, fittings/equipment, finishes, exterior enclosure, structure and substructure systems as per the master plans and technical analysis. New substation and transmission line completed and in operation in 2021.

Mausoleum Expansion Phase 2

The Mausoleum Phase 2 Expansion project was completed in the spring of 2021 at Memorial Park Cemetery and included the construction of a 1,200 sq. ft. addition with 900 new niches, a relocated electrical/mechanical room and servicing directly adjoining the south-end of the existing Mausoleum.

Sidewalk Rehabilitation

This year, 3.2 kilometres of sidewalk hard surfaces were rehabilitated at a cost of \$698,922. In addition, 24 accessibility ramps were also constructed within this program, along with a trip hazard removal program in the downtown area. Key sidewalk rehabilitation projects included Simon Fraser Ave and Ospika Blvd.

Tsulh' Cho Daycare (6776 Dagg Road)

With funding from the Province of BC's New Spaces Fund, the City partnered with the Prince George Native Friendship Centre to create 60 new childcare spaces in the Hart. As noted in the 2020 City of Prince George Child Care Action Plan, this area is currently underserved by licensed, group care providers. The childcare centre will open in August 2022, and will provide programming rooted in Indigenous knowledge, culture, and language.

Critical Street Light/Traffic Signal Repair

This program's aim is to rehabilitate and replace aging street light and traffic signal infrastructure. In 2021, replacement was focused on 1st Avenue between Foothills and Tabor Blvd. that removed 22 existing street lights and associated infrastructure and installed 36 new LED street lights and associated infrastructure.

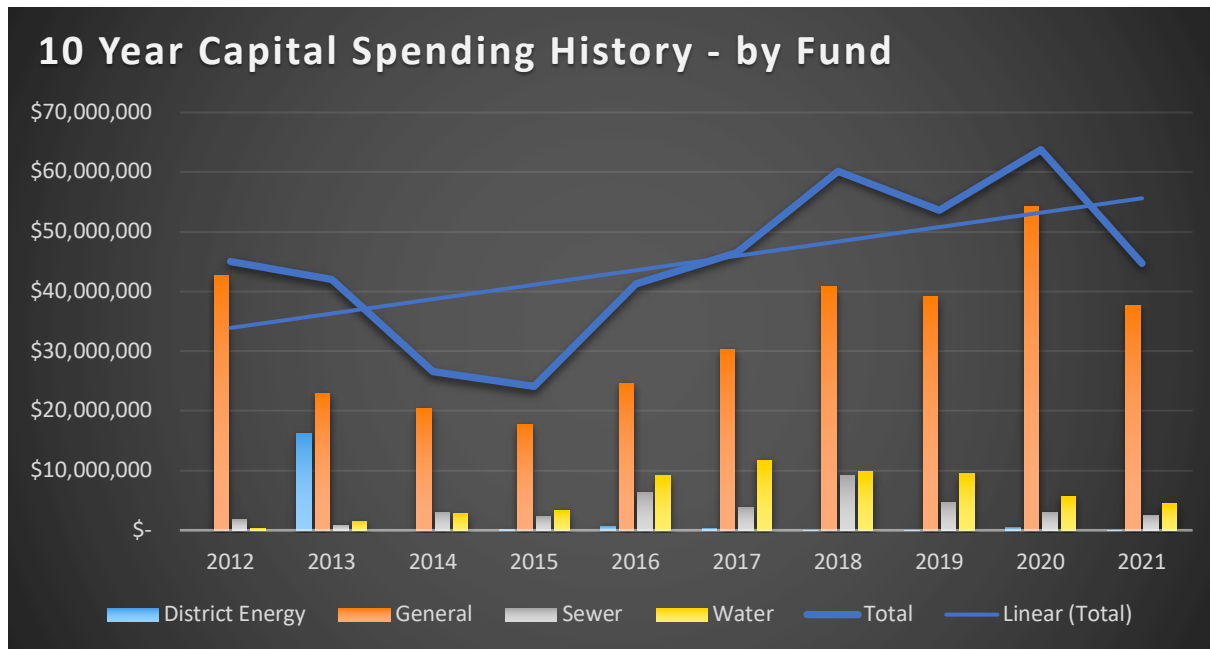
2021 Financial Results

Reserve Fund Levels

Reserves	2021	2020	Change
Endowment	10,085,742	5,841,561	4,244,181
Capital Expenditure	3,109,864	896,287	2,213,577
Miscellaneous	469,594	367,530	102,064
Storm Drainage	7,538	7,461	77
Northern Capital and Planning Grant	10,365,271	12,095,218	(1,729,947)
COVID-19 Safe Restart Grant	6,162,098	6,110,000	52,098
Transit Operating	1,727,534	-	1,727,534
Climate Action	2,085,417	2,064,554	20,863
Debt Reduction	979,398	962,225	17,173
Major Events	603,684	444,020	159,664
EVP Crown Land Forest	236,890	234,428	2,462
Land Development	2,679,620	-	2,679,620
Snow Control	2,301,412	-	2,301,412
Road Rehabilitation	2,267,989	1,176,647	1,091,342
General Infrastructure Reinvestment	2,162,904	72,319	2,090,585
Sewer Utility	15,748,120	10,186,588	5,561,532
Water Utility	15,609,148	12,123,970	3,485,178
Mobile Equipment Replacement	3,044,791	2,617,210	427,581
Computer	538,790	700,283	(161,493)
Southwest Sector - College Heights	11,796	11,677	119
Southwest Sector - Peden Hill	5,699	5,642	57
Southwest Sector - South Fort George	809	801	8

Southwest Sector - Van Bien	5,989	5,929	60
Southwest Sector - Vanway	718	711	7
Parkland Acquisition	261,086	262,473	(1,387)
Downtown Off-Street Parking	5,571,623	2,642,893	2,928,730
FortisBC	30,793,209	-	30,793,209
Community Works Fund	12,322,760	8,480,993	3,841,767
Extension Ospika/Marleau/St. Lawrence	231,924	229,512	2,412
Solid Waste Services	4,036,931	3,114,535	922,396
Performing Arts Centre	87,855	86,941	914
Community Fibre Optic Network	53,859	-	53,859
Totals	133,570,062	70,742,408	62,827,654

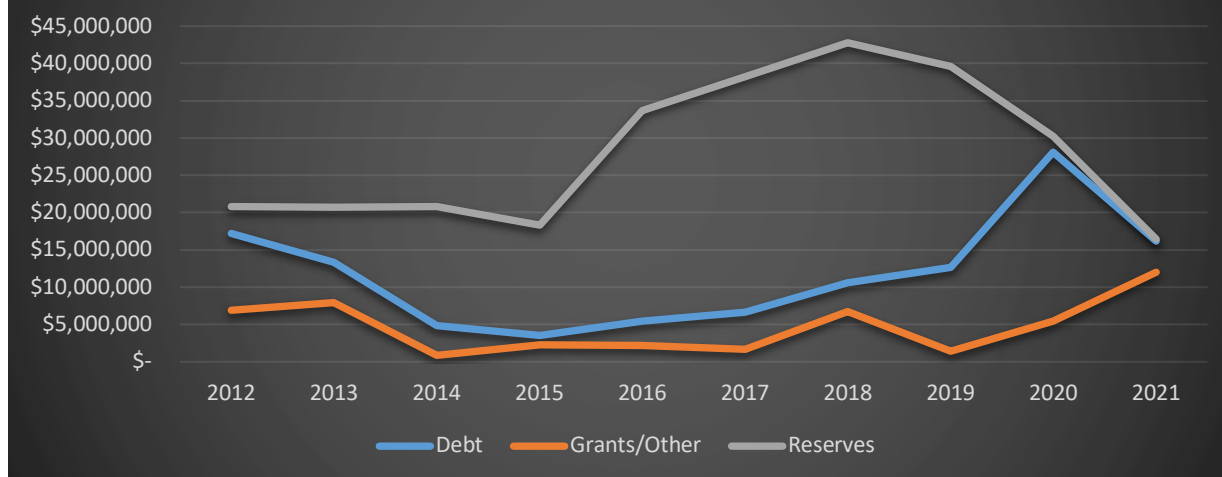
The following graph depicts the City’s capital spending over the past ten years, broken down by General, District Energy, Sewer, and Water capital projects.



Capital investment in City infrastructure has historically trended upwards. However, in 2021, there was a decrease over prior year, with \$44.7 million spent including maintenance projects funded from reserve. Reserves continue to be heavily committed to current and future capital spending.

It is important to note that some of the increased spending from reserves seen in previous years has been a result of a “pay as you go” approach, as opposed to debt funding, that the City has applied in areas such as sewer, water and solid waste. The next graph illustrates that point.

10 Year Capital Spending History - by Funding Source



Investment Earnings

The City of Prince George invests funds that are in excess of current cash flow requirements. As per Sustainable Finance Guideline 6.0, the City's investment portfolio was invested primarily with the British Columbia Municipal Finance Authority for the year 2021 due to competitive rates and ease of administration. However, the City is ever watchful of opportunities that arise and still meet the stringent guidelines inherent in the *Community Charter*. Investment terms are structured in order to maximize the return yet still meet expected expenditures.

The return on MFA investments for the year ended December 31, 2021 was \$955,557, which was earned on monthly average investments of \$99.5M. The return on MFA investments for the year ended December 31, 2020 was \$1,347,178, which was earned on monthly average investments of \$89.8M. The average rate of return on MFA investments for 2021 was 1.05% compared to 1.38% in 2020. As per Public Sector Accounting Standards (PSAS), the bond fund is presented at cost. The market value of the bond fund at December 31, 2021 was \$55,481 less than cost and the market value of the MFA Ultra-Short Government Focused Bond (treasuries) was \$755,738 less than cost.

External Debt

Short-term and long-term debt (including capital leases and excluding Other Controlled Entities) principal outstanding was approximately \$86.0 million at the end of 2021 (\$77.2 million General Capital Fund, \$0.6 million District Energy Capital Fund, \$5.0 million Water Capital Fund, and \$3.2 million Sewer Capital Fund), compared to \$68.6 million at the end of 2020.

Debt Servicing Costs

BC municipalities' financial liabilities (e.g. under leases, partnering, and long-term debt agreements) are subject to liability servicing limits. They also require elector approval if they are:

- a loan guarantee or are of a capital nature; and
- the agreement is for more than five years; or
- the agreement could be for more than five years if an extension were exercised.

A municipality cannot incur a liability if it would cause their total annual cost of debt servicing (principal and interest payments) to exceed the regulated amount. The regulated amount is currently based on 25% of a municipality’s controllable annual revenues such as: property taxes; payments in lieu of taxes; user fees; and unconditional grants.

The City relies on debt financing for new infrastructure and for major repair of existing infrastructure. The City also enters into financing agreements for the purchase of general use mobile equipment. The following chart provides the debt capacity and available capacity as determined by the Municipal Liabilities Regulation. The total amount of all approved loan authorization bylaws is included in the liability servicing limit regardless of whether the funds have actually been borrowed.

Year	Municipal Controllable Revenue	Liability Servicing Limit	Payment Capacity Available	Approximate Principal Borrowing Available
2017	\$165,029,633	\$41,257,408	\$22,496,328	\$249,959,200
2018	\$172,759,289	\$43,189,822	\$25,154,282	\$279,492,022
2019	\$177,512,689	\$44,378,172	\$23,982,421	\$266,471,344
2020	\$171,514,757	\$42,878,689	\$15,422,526	\$194,975,044
2021*	\$178,008,247	\$44,502,062	\$24,915,473	\$289,042,610

*2021 figures are estimates as the official figures were not available at the time of this report.

Significant Financial Management Practices

Revolving Reserve Fund

The City operates the Endowment Reserve Fund as a “revolving fund.” Appropriations from this reserve are treated much like debt, and annual contributions or transfers are made from the General Operating Fund to repay the monies appropriated, with interest, over a period of 5 to 20 years, depending upon the size of the appropriation. The appropriations from the reserve are referred to as “internal debt,” and are reflected in the financial statements.

This reserve fund provides an attractive alternative to borrowing money on the open market because repayment schedules are more easily tailored to current budget needs and interest and principal repayments can be deferred in the event of economic need.

Financing of Utilities

The City’s policy is to not use general taxation to fund the provision of water and sanitary sewer services, or the operation of the solid waste collection service. These services are financed through a combination of user charges and parcel taxes, applicable only to those who benefit from the service(s), and government grants. A management fee is included in the cost structure of these services so that the users of the services provide a contribution to the City’s general overhead costs, including the provision of facilities, office, and general corporate services such as human resources and accounting.

Summary

Compiling financial statements requires the input and assistance of numerous City staff members throughout the year and at year-end. I would like to thank all the City staff members who contribute to this process on an on-going basis.

Respectfully submitted,

A handwritten signature in cursive script that reads "Kris Dalio".

Kris Dalio,
Director of Finance

City of Prince George

Consolidated Financial Statements

For the Year Ended December 31, 2021

CITY OF PRINCE GEORGE

December 31, 2021

CONTENTS

PAGE

Reports

Management's Responsibility Statement.....	55
Independent Auditors' Report.....	56

Statements

Consolidated Statement of Financial Position.....	59
Consolidated Statement of Operations.....	60
Consolidated Statement of Change in Net Financial Assets (Debt).....	61
Consolidated Statement of Cash Flows.....	62

Notes

Notes to the Financial Statements.....	63
--	----

Schedules

Supplementary Financial Information.....	81
Segment Disclosure - 2021.....	82
Segment Disclosure - 2020.....	84
Reserve Funds.....	86
Tangible Capital Assets - 2021.....	88
Tangible Capital Assets - 2020.....	90
Financial Position - Trust Funds.....	93
Operations - Trust Funds.....	93
Debt.....	94



FINANCIAL SERVICES

Finance Department

1100 Patricia Blvd. | Prince George, BC, Canada V2L 3V9

p: 250.561.7600 | www.princegeorge.ca

MANAGEMENT'S RESPONSIBILITY FOR THE CONSOLIDATED FINANCIAL STATEMENTS

The accompanying consolidated financial statements of the City of Prince George (the "City") are the responsibility of management and have been prepared in compliance with legislation, and in accordance with generally accepted accounting principles for local governments established by the Public Sector Accounting Board of the Chartered Professional Accountants of Canada. A summary of the significant accounting policies are described in Note 1 to the consolidated financial statements. The preparation of consolidated financial statements necessarily involves the use of estimates based on management's judgment, particularly when transactions affecting the current accounting period cannot be finalized with certainty until future periods.

The City's management maintains a system of internal controls designed to provide reasonable assurance that assets are safeguarded, transactions are properly authorized and recorded in compliance with legislative and regulatory requirements, and reliable financial information is available on a timely basis for preparation of the consolidated financial statements. These systems are monitored and evaluated by management.

Mayor and Council meet with management and the external auditors to review the consolidated financial statements and discuss any significant financial reporting or internal control matters prior to their approval of the consolidated financial statements.

The consolidated financial statements have been audited by KPMG LLP, independent external auditors appointed by the City. The accompanying Independent Auditors' Report outlines their responsibilities, the scope of their examination and their opinion on the City's consolidated financial statements.

Handwritten signature of Walter Babicz in blue ink.

Walter Babicz
City Manager

Handwritten signature of Kris Dalio in blue ink.

Kris Dalio
Director of Finance



KPMG LLP
177 Victoria Street, Suite 400
Prince George BC V2L 5R8
Canada
Telephone (250) 563-7151
Fax (250) 563-5693

INDEPENDENT AUDITORS' REPORT

To the Mayor and Council of the City of Prince George

Opinion

We have audited the consolidated financial statements of the City of Prince George (the "City"), which comprise:

- the consolidated statement of financial position as at December 31, 2021
- the consolidated statement of operations for the year then ended
- the consolidated statement of changes in net financial assets for the year then ended
- the consolidated statement of cash flows for the year then ended
- and notes to the consolidated financial statements, including a summary of significant accounting policies

(Hereinafter referred to as the "consolidated financial statements").

In our opinion, the accompanying consolidated financial statements present fairly, in all material respects, the consolidated financial position of the City as at December 31, 2021 and its consolidated results of operations, its consolidated changes in net financial assets and its consolidated cash flows for the year then ended in accordance with Canadian public sector accounting standards.

Basis for Opinion

We conducted our audit in accordance with Canadian generally accepted auditing standards. Our responsibilities under those standards are further described in the "**Auditors' Responsibilities for the Audit of the Consolidated Financial Statements**" section of our auditors' report.

We are independent of the City in accordance with the ethical requirements that are relevant to our audit of the consolidated financial statements in Canada and we have fulfilled our other ethical responsibilities in accordance with these requirements.

We believe that the audit evidence we have obtained is sufficient and appropriate to provide a basis for our opinion.

KPMG LLP, an Ontario limited liability partnership and member firm of the KPMG global organization of independent member firms affiliated with KPMG International Limited, a private English company limited by guarantee. KPMG Canada provides services to KPMG LLP.



Page 2

Responsibilities of Management and Those Charged with Governance for the Consolidated Financial Statements

Management is responsible for the preparation and fair presentation of the consolidated financial statements in accordance with Canadian public sector accounting standards and for such internal control as management determines is necessary to enable the preparation of financial statements that are free from material misstatement, whether due to fraud or error.

In preparing the consolidated financial statements, management is responsible for assessing the City's ability to continue as a going concern, disclosing, as applicable, matters related to going concern and using the going concern basis of accounting unless management either intends to liquidate the City or to cease operations, or has no realistic alternative but to do so.

Those charged with governance are responsible for overseeing the City's financial reporting process.

Auditors' Responsibilities for the Audit of the Financial Statements

Our objectives are to obtain reasonable assurance about whether the consolidated financial statements as a whole are free from material misstatement, whether due to fraud or error, and to issue an auditors' report that includes our opinion.

Reasonable assurance is a high level of assurance, but is not a guarantee that an audit conducted in accordance with Canadian generally accepted auditing standards will always detect a material misstatement when it exists.

Misstatements can arise from fraud or error and are considered material if, individually or in the aggregate, they could reasonably be expected to influence the economic decisions of users taken on the basis of the consolidated financial statements.

As part of an audit in accordance with Canadian generally accepted auditing standards, we exercise professional judgment and maintain professional skepticism throughout the audit.

We also:

- Identify and assess the risks of material misstatement of the consolidated financial statements, whether due to fraud or error, design and perform audit procedures responsive to those risks, and obtain audit evidence that is sufficient and appropriate to provide a basis for our opinion.

The risk of not detecting a material misstatement resulting from fraud is higher than for one resulting from error, as fraud may involve collusion, forgery, intentional omissions, misrepresentations, or the override of internal control.

- Obtain an understanding of internal control relevant to the audit in order to design audit procedures that are appropriate in the circumstances, but not for the purpose of expressing an opinion on the effectiveness of the City's internal control.
- Evaluate the appropriateness of accounting policies used and the reasonableness of accounting estimates and related disclosures made by management.



Page 3

- Conclude on the appropriateness of management's use of the going concern basis of accounting and, based on the audit evidence obtained, whether a material uncertainty exists related to events or conditions that may cast significant doubt on the City's ability to continue as a going concern. If we conclude that a material uncertainty exists, we are required to draw attention in our auditors' report to the related disclosures in the consolidated financial statements or, if such disclosures are inadequate, to modify our opinion. Our conclusions are based on the audit evidence obtained up to the date of our auditors' report. However, future events or conditions may cause the City to cease to continue as a going concern.
- Evaluate the overall presentation, structure and content of the consolidated financial statements, including the disclosures, and whether the consolidated financial statements represent the underlying transactions and events in a manner that achieves fair presentation.
- Communicate with those charged with governance regarding, among other matters, the planned scope and timing of the audit and significant audit findings, including any significant deficiencies in internal control that we identify during our audit.
- Obtain sufficient appropriate audit evidence regarding the financial information of the entities or business activities within the group to express an opinion on the financial statements. We are responsible for the direction, supervision and performance of the group audit. We remain solely responsible for our audit opinion.

A handwritten signature in black ink that reads 'KPMG LLP' with a horizontal line underneath.

Chartered Professional Accountants

Prince George, Canada

May 9, 2022

CITY OF PRINCE GEORGE

Consolidated Statement of Financial Position

as at December 31
(in thousands of dollars)

	2021	2020
FINANCIAL ASSETS		
Cash and Cash Equivalents (Note 2)	\$ 156,156	\$ 73,986
Receivables (Note 3)	22,387	25,973
Investments (Note 4)	23,125	22,076
Property Held for Resale	727	137
Deposits - Municipal Finance Authority (Note 5)	1,337	2,113
	<u>203,732</u>	<u>124,285</u>
LIABILITIES		
Accounts Payable and Accrued Liabilities (Note 6)	50,680	54,225
Deferred Revenues (Note 7)	15,601	12,694
Deferred Development Cost Charges (Note 8)	6,095	5,446
Reserves - Municipal Finance Authority (Note 5)	1,138	2,113
Debt (Schedule 5)	85,979	68,593
	<u>159,493</u>	<u>143,071</u>
NET FINANCIAL ASSETS (DEBT)	<u>44,239</u>	<u>(18,786)</u>
NON-FINANCIAL ASSETS		
Prepaid Expenses	2,191	2,008
Inventories	1,254	1,233
Tangible Capital Assets (Note 9)	755,532	770,261
	<u>758,977</u>	<u>773,502</u>
ACCUMULATED SURPLUS (Note 10)	<u>\$ 803,216</u>	<u>\$ 754,716</u>

Commitments and Contingencies (Note 13)



K. Dalio, Director of Finance

To be read in conjunction with the Notes to the Consolidated Financial Statements

CITY OF PRINCE GEORGE

Consolidated Statement of Operations

for the year ended December 31 (in thousands of dollars)	2021 Original Budget Bylaw (Note 1(a)(v))	2021 Actual	2020 Actual
REVENUES			
Taxation and Grants in Lieu, net	\$ 121,559	\$ 123,395	\$ 121,090
Sales of Services, User Rates and Rentals	48,482	50,877	48,114
Investment Income and Actuarial Earnings	3,630	5,740	4,511
Development Cost Charges Contributions	1,078	885	590
Contributions from Other Governments and Agencies	4,928	23,527	27,482
Other Revenue	5,943	6,889	5,968
(Loss) Gain on Disposal of Tangible Capital Assets	-	(1,336)	317
Contribution of Tangible Capital Assets	-	3,796	2,474
	<u>185,620</u>	<u>213,773</u>	<u>210,546</u>
EXPENSES (Note 14)			
General Government	23,670	21,360	24,669
District Energy	1,057	1,007	984
Protective Services	54,970	57,185	55,309
Transportation Services	42,016	36,678	39,829
Water and Sewer	17,869	17,604	18,206
Sanitation and Waste Removal	2,616	2,976	3,270
Public Health and Welfare	558	719	620
Planning and Environmental Development	2,702	2,418	3,351
Parks, Recreation and Cultural Services	19,237	20,053	20,657
Other Controlled Entities	3,735	5,273	5,243
	<u>168,430</u>	<u>165,273</u>	<u>172,138</u>
ANNUAL SURPLUS (Note 12)	17,190	48,500	38,408
ACCUMULATED SURPLUS, Beginning of Year	<u>754,716</u>	<u>754,716</u>	<u>716,308</u>
ACCUMULATED SURPLUS, End of Year (Note 10)	<u><u>\$ 771,906</u></u>	<u><u>\$ 803,216</u></u>	<u><u>\$ 754,716</u></u>

To be read in conjunction with the Notes to the Consolidated Financial Statements

CITY OF PRINCE GEORGE

Consolidated Statement of Change in Net Financial Assets (Debt)

for the year ended December 31 (in thousands of dollars)	2021 Original Budget Bylaw (Note 1 (a)(v))	2021 Actual	2020 Actual
Annual Surplus	\$ 17,190	\$ 48,500	\$ 38,408
Amortization of Tangible Capital Assets	26,206	26,422	27,144
Proceeds on Disposal of Tangible Capital Assets	-	34,091	721
Change in Inventories and Prepaid Expenses	-	(204)	306
Transfer of Property Held for Resale	-	590	(4)
Loss (Gain) on Disposal of Tangible Capital Assets	-	1,336	(317)
	43,396	110,735	66,258
Tangible Capital Asset Additions			
Acquisition of Tangible Capital Assets	(30,385)	(43,914)	(64,839)
Contribution of Tangible Capital Assets	-	(3,796)	(2,474)
	(30,385)	(47,710)	(67,313)
Change in Net Debt	13,011	63,025	(1,055)
Net Debt, Beginning of Year	(18,786)	(18,786)	(17,731)
Net (Debt) Financial Assets, End of Year	\$ (5,775)	\$ 44,239	\$ (18,786)

To be read in conjunction with the Notes to the Consolidated Financial Statements

CITY OF PRINCE GEORGE

Consolidated Statement of Cash Flows

for the year ended December 31
(in thousands of dollars)

	2021	2020
NET INFLOW (OUTFLOW) OF CASH RELATED TO THE FOLLOWING ACTIVITIES:		
Operating		
Annual Surplus	\$ 48,500	\$ 38,408
Non-cash Charges to Operations		
Amortization	26,422	27,144
Loss (Gain) on Disposal of Tangible Capital Assets	1,336	(317)
Contribution of Tangible Capital Assets	(3,796)	(2,474)
Actuarial Earnings on Debt	(4,445)	(2,478)
Property Held for Resale	-	(636)
	<u>68,017</u>	<u>59,647</u>
Decrease (Increase) in Receivables	3,586	(3,610)
Decrease in Deposits	776	-
(Increase) Decrease in Prepaid Expenses	(183)	462
Increase in Inventories	(21)	(156)
(Decrease) Increase in Accounts Payable and Accrued Liabilities	(3,545)	14,530
Increase in Deferred Revenues	2,907	2,260
Increase in Deferred Development Cost Charges	649	256
	<u>72,186</u>	<u>73,389</u>
Capital		
Acquisition of Tangible Capital Assets	(43,914)	(64,839)
Proceeds on Disposal of Tangible Capital Assets	34,091	721
	<u>(9,823)</u>	<u>(64,118)</u>
Investing		
Increase in Investments	(1,049)	(16,976)
Financing		
Debt Proceeds	29,937	649
Repayment of Debt	(9,081)	(15,215)
	<u>20,856</u>	<u>(14,566)</u>
Increase (Decrease) in Cash and Cash Equivalents	82,170	(22,271)
Cash and Cash Equivalents, Beginning of Year	73,986	96,257
Cash and Cash Equivalents, End of Year (Note 2)	\$ 156,156	\$ 73,986

To be read in conjunction with the Notes to the Consolidated Financial Statements

CITY OF PRINCE GEORGE

Notes to the Financial Statements

For the year ended December 31, 2021

General

The Notes to the Consolidated Financial Statements are an integral part of these statements. They explain the significant accounting and reporting policies and the principles that form the basis for these financial statements. The Notes also provide important supplementary information and explanations which cannot be conveniently integrated into the Consolidated Financial Statements.

On March 11, 2020, the COVID-19 outbreak was declared a pandemic by the World Health Organization. This resulted in governments worldwide, including the Canadian federal and provincial governments enacting emergency measures to combat the spread of the virus. The economic conditions and the City's response to the pandemic had a material impact on the City's operating results and financial position in 2021. The situation is dynamic and the ultimate duration and magnitude of the impact on the economy and the financial effect on the City is not known at this time.

1. Significant Accounting Policies

a) Basis of Presentation

The Consolidated Financial Statements of the City of Prince George (the "City") are prepared by management in accordance with Canadian Public Sector Accounting Standards. The Consolidated Financial Statements reflect the combined results and activities of the reporting entity which comprises all organizations that are accountable for the administration of their financial affairs and resources to the Council and are controlled or owned by the City. The Controlled entities are Prince George Public Library and Tourism Prince George Society. The City's general classification of funds and the purpose of those funds are shown below:

i) Operating Funds

These Funds include the General, District Energy, Water, and Sewer operations of the City. Operating Funds are used to record the costs associated with providing City services.

ii) Capital Funds

These Funds include General, District Energy, Water, Sewer, and Land Capital Funds. These Funds track the acquisition costs of various capital assets and the funding of these assets including related debt.

iii) Reserve Funds

Under the Community Charter of British Columbia, City Council may by bylaw establish special Reserve Funds for specific purposes. Money in a Reserve Fund and interest earned thereon must be used only for the purpose for which the Fund was established. If the amount in a Reserve Fund is greater than required, City Council may, by bylaw, transfer all or part of the balance to another Reserve Fund.

iv) Trust Funds

These Funds have been created to hold cash assets that must be used for specific purposes and/or beneficiaries and according to certain agreements. In accordance with Canadian Public Sector Accounting Standards, Trust Funds administered by the City are not to be included in the City's Consolidated Financial Statements. These Trust Funds are presented in Schedule 4.

CITY OF PRINCE GEORGE

Notes to the Financial Statements

For the year ended December 31, 2021

1. Significant Accounting Policies, continued

a) **Basis of Presentation, continued**

v) **Original Budget Bylaw**

The original budget bylaw, stated in the Consolidated Statements of Operations and Changes in Net Financial Assets (Debt), represents the budget bylaw adopted in May 2021. Any budget amendments subsequently adopted by Council have not been included.

b) **Basis of Accounting**

The City follows the accrual method of accounting for revenues and expenses. Revenues are recognized in the year in which they are earned and measurable. Expenses are recognized as they are incurred and measurable as a result of receipt of goods and services and/or the creation of a legal obligation to pay.

c) **Cash and Cash Equivalents**

Cash and cash equivalents consist of cash and highly liquid money market investments that are readily convertible to known amounts of cash and that are subject to an insignificant risk of change in value. These short-term investments generally have a maturity of three months or less at acquisition and are held for the purpose of meeting short-term cash commitments rather than for investing.

d) **Investments**

Investments are recorded at cost, adjusted for amortization of premiums or discounts. Provisions for losses are recorded when they are considered to be other than temporary.

e) **Property Held for Resale**

Property held for resale are those expected to be sold within one year. They are valued at the lower of cost or expected net realizable value. Cost includes amounts for improvements to prepare the property for sale.

f) **Deferred Revenues**

Deferred revenues includes grants, contributions and other amounts received from third parties pursuant to legislation, regulation and agreement which may only be used in certain programs or in the completion of specific work. In addition, certain user charges and fees are collected for which the related services have yet to be performed. Revenue is recognized in the period when the related expenses are incurred or services performed.

CITY OF PRINCE GEORGE

Notes to the Financial Statements

For the year ended December 31, 2021

1. Significant Accounting Policies, continued

g) Financial Instruments

The City's financial instruments consist of cash and cash equivalents, receivables, investments, deposits and reserves with the Municipal Finance Authority, accounts payable and accrued liabilities and debt. Unless otherwise noted, it is management's opinion that the City is not exposed to significant interest, currency or credit risks arising from these financial instruments. The fair value of these financial instruments approximate their carrying values, unless otherwise noted.

h) Non-Financial Assets

Non-financial assets are not available to discharge existing liabilities and are held for use in the provision of services. They have useful lives extending beyond the current year and are not intended for sale in the ordinary course of operations. The change in non-financial assets during the year, together with the annual surplus, provides the Change in Net Financial Assets (Debt) for the year.

i) Tangible Capital Assets

Tangible capital assets are recorded at cost which includes all amounts that are directly attributable to the acquisition, construction, development, or betterment of the asset, excluding interest costs.

Assets under construction are not amortized until the asset is available for productive use.

Tangible capital assets received as contributions are recorded at their fair value at the date of receipt, and that fair value is also recorded as revenue.

The cost, less residual value, of tangible capital assets (except for Tourism Prince George Society's tangible capital assets) are amortized on a straight-line basis over their estimated useful lives as follows:

Land	Not amortized
Building & Improvements	15 - 35 years
Vehicles, Machinery, & Equipment	3 - 20 years
Other	5 - 20 years
Infrastructure	
Roads	17 - 100 years
Parks	10 - 75 years
Water	10 - 80 years
Sanitary Sewer	12 - 140 years
Storm Drainage	25 - 140 years
Energy & Communication	35 - 40 years

Tourism Prince George Society uses the following methods and rates to amortize its assets:

Vehicles, Machinery, & Equipment	20 - 55%	Declining Balance
----------------------------------	----------	-------------------

CITY OF PRINCE GEORGE

Notes to the Financial Statements

For the year ended December 31, 2021

1. Significant Accounting Policies, continued

j) Works of Arts and Culture

Works of art and cultural and historical assets are not recognized as assets in the financial statements.

k) Capital Leases

Leases that, from the point of view of the lessee, transfer substantially all the benefits and risks incident to ownership of the property to the City are considered capital leases. These are accounted for as an asset and an obligation. Capital lease obligations are recorded at the present value of the minimum lease payments excluding executor costs, ie. insurance, maintenance costs, etc. The discount rate used to determine the present value of the lease payments is the lower of the City's rate for incremental borrowing or the interest rate implicit in the lease.

l) Inventories

Inventories consist of supplies, repair parts and materials consumed in operations and capital projects. Inventory is recorded at cost which is determined on a weighted average basis.

m) Debt

Debt is recorded net of repayments and actuarial earnings. Principal debt repayment is recorded in operating funds in the year that it is repaid.

n) Revenue Recognition

Taxation revenues are recognized when levied in May of each year as this is when taxation revenues are authorized and the taxable event occurs. Taxation revenue is initially measured at realizable value. At year end, the City evaluates the ultimate collectability of taxation receivables and adjusts any valuation allowance. Interest and operating grants are recognized as earned.

Government transfers without stipulations are recognized as revenues in the period in which the transfer is authorized, any eligibility criteria have been met, and reasonable estimates of the amounts can be made. Government transfers with stipulations are recognized as revenue in the period the transfer is authorized and all eligibility criteria have been met, except when and to the extent that the transfer gives rise to an obligation that meets the definition of a liability. Any such liability is reduced, and an equivalent amount of revenue is recognized as the liability is settled. Grants in lieu of taxes are recorded on an accrual basis when it is possible to reasonably estimate the amounts receivable.

o) Expenses

Expenses are generally recognized as they are incurred and when the goods and services are received and/or a legal obligation to pay is established.

CITY OF PRINCE GEORGE

Notes to the Financial Statements

For the year ended December 31, 2021

1. Significant Accounting Policies, continued

p) **Accumulated Surplus**

Accumulated surplus is the amount by which all financial and non-financial assets exceed all liabilities and indicates the net economic resources available to provide future services. Accumulated surplus is represented by various fund balances and equity in capital assets.

q) **Post-Employment Benefits**

The City accrues expenses for post-employment benefits when they exist as specified in the collective agreements such as a one month retirement allowance and sick gratuity for International Association of Fire Fighters (IAFF). The City accrues a percentage of compensated absences (sick leave) as obligated for Canadian Union of Public Employees (CUPE) employees as the employees render services necessary to earn future benefits. City employees retiring do not receive any retirement allowance that either vests or accrues over the period of employment. CUPE sick benefits are vested at 25% and are also accrued. Management sick benefits do not accrue and are not vested. The City recognizes an expense for all other compensated absences (sick leave) and benefits as incurred.

The City and its employees make contributions to the Municipal Pension Plan. As this plan is a multi-employer plan, contributions are expensed as incurred.

r) **Contaminated Sites**

Contaminated sites are defined as the result of contamination being introduced in air, soil, water or sediment of a chemical, organic, or radioactive material or live organism that exceeds an environmental standard. A liability for remediation of contaminated sites is recognized, net of any expected recoveries, when all of the following criteria are met:

- (i) an environmental standard exists,
- (ii) contamination exceeds the environmental standard,
- (iii) the organization is directly responsible or accepts responsibility for the liability,
- (iv) future economic benefits will be given up, and
- (v) a reasonable estimate of the liability can be made.

CITY OF PRINCE GEORGE

Notes to the Financial Statements

For the year ended December 31, 2021

1. Significant Accounting Policies, continued

s) Use of Estimates

The preparation of consolidated financial statements in conformity with Canadian Public Sector Accounting Standards requires management to make estimates and assumptions that affect the reported amounts of assets and liabilities, and disclosure of contingent assets and liabilities, at the date of the consolidated financial statements and the reported amount of revenues and expenses during the period. Items requiring estimates include the collectability of accounts receivable, accrued liabilities, useful lives of tangible capital assets, rates for amortization, employee benefits, existence of contaminated sites and impairment of investments, tangible capital assets and property held for resale.

Estimates are based on the best information available at the time of preparation of the consolidated financial statements and are reviewed annually to reflect new information as it becomes available. Measurement uncertainty exists in these consolidated financial statements. Actual results could differ from these estimates.

2. Cash and Cash Equivalents

	2021 (000's)	2020 (000's)
Cash	\$ 43,310	\$ 21,459
Cash Equivalents	<u>110,783</u>	<u>51,111</u>
	154,093	72,570
Other Controlled Entities	<u>2,063</u>	<u>1,416</u>
	<u>\$ 156,156</u>	<u>\$ 73,986</u>

CITY OF PRINCE GEORGE

Notes to the Financial Statements

For the year ended December 31, 2021

3. Receivables

	2021 (000's)	2020 (000's)
<u>General Operating Fund</u>		
Property Taxes	\$ 4,558	\$ 6,646
Federal Government	1,048	1,927
Provincial Government	1,167	1,829
Regional District of Fraser-Fort George	2,426	760
NDIT Grant Recipient Program	3,296	3,773
Accounts Receivable	2,623	2,019
Refuse Rates	411	398
	<u>15,529</u>	<u>17,352</u>
<u>Water Operating Fund</u>		
Water Utility Rates	<u>2,071</u>	<u>1,956</u>
<u>Sewer Operating Fund</u>		
Sewer Utility Rates	<u>1,510</u>	<u>1,313</u>
<u>General Capital Fund</u>		
Provincial Government	2,149	350
Regional District of Fraser-Fort George	750	-
Miscellaneous	5	4,684
	<u>2,904</u>	<u>5,034</u>
<u>Other Controlled Entities</u>		
Prince George Public Library	14	43
Tourism Prince George Society	359	275
	<u>373</u>	<u>318</u>
Total	<u>\$ 22,387</u>	<u>\$ 25,973</u>

CITY OF PRINCE GEORGE

Notes to the Financial Statements

For the year ended December 31, 2021

4. Investments

	2021 (000's)	2020 (000's)
MFA Intermediate Funds	\$ 20,848	\$ 19,892
MFA Bond Funds	<u>2,051</u>	<u>1,969</u>
	22,899	21,861
Other Controlled Entities	<u>226</u>	<u>215</u>
	<u>\$ 23,125</u>	<u>\$ 22,076</u>

Investments are recorded at cost. As at December 31, 2021, the fair market value of the investments is \$22,313,000 (2020 - \$21,862,000).

5. Municipal Finance Authority Debt Reserve Fund

The City issues its debt instruments through the Municipal Finance Authority ("MFA"). As a condition of the borrowing, the City is obligated to lodge security by means of demand notes and interest bearing cash deposits based on the amount of the borrowing. The deposits are included in the City's financial statements as MFA cash deposits. If the debt is repaid without default, the deposits are refunded to the City. The notes as disclosed in note 13(e), which are contingent in nature, are held by the MFA to act as security against the possibility of debt repayment default and are not recorded in the financial statements. Upon the maturity of a debt issue, the demand notes are released and deposits refunded to the City.

CITY OF PRINCE GEORGE

Notes to the Financial Statements

For the year ended December 31, 2021

6. Accounts Payable and Accrued Liabilities

	2021 (000's)	2020 (000's)
<u>General Operating Fund</u>		
Federal Government	\$ 16,004	\$ 12,257
Provincial Government	2,360	10,158
Regional District of Fraser-Fort George	404	375
Trade Accounts Payables and Accrued Liabilities	20,267	20,025
Payroll Statutory Liabilities	3,090	3,099
Vacation, Sick Leave, and Firefighters Gratuities	7,605	7,109
Accrued Interest on Capital Lease	-	228
Accrued Interest on Debt	459	582
	<u>50,189</u>	<u>53,833</u>
<u>District Energy Operating Fund</u>		
Accrued Interest on Debt	<u>1</u>	<u>2</u>
<u>Water Operating Fund</u>		
Accrued Interest on Debt	<u>91</u>	<u>94</u>
<u>Sewer Operating Fund</u>		
Accrued Interest on Debt	<u>22</u>	<u>22</u>
<u>General Capital Fund</u>		
Accrued Interest on Debt	<u>-</u>	<u>3</u>
<u>Other Controlled Entities</u>		
Prince George Public Library	221	130
Tourism Prince George Society	156	141
	<u>377</u>	<u>271</u>
Total	\$ 50,680	\$ 54,225

CITY OF PRINCE GEORGE

Notes to the Financial Statements

For the year ended December 31, 2021

7. Deferred Revenues

The City records deferred revenue for funds received in advance on services not yet rendered and is recognized into revenue during the period when service is provided. The City also records deferred revenue when a contract specifies how the resources are to be used and therefore funds received in advance are deferred until the period when the requirement is met. Because these funds are restricted in nature they are shown as a liability.

	<u>2021</u> <u>(000's)</u>	<u>2020</u> <u>(000's)</u>
<u>Operating Funds</u>		
Taxes	\$ 9,075	\$ 7,841
Fees and charges		
General	2,629	2,612
Water	51	53
Sewer	18	32
<u>Capital Funds</u>		
Fees and Charges	48	-
Contributions Received for Land	28	178
Grants		
Other	3,664	1,894
	<u>15,513</u>	<u>12,610</u>
<u>Other Controlled Entities</u>		
Prince George Public Library	13	15
Tourism Prince George Society	75	69
	<u>88</u>	<u>84</u>
Total	<u>\$ 15,601</u>	<u>\$ 12,694</u>

CITY OF PRINCE GEORGE

Notes to the Financial Statements

For the year ended December 31, 2021

8. Deferred Development Cost Charges (DCC)

The City collects DCCs to pay for a proportionate share of infrastructure related to new growth. In accordance with the Community Charter of British Columbia, these funds must be deposited into a separate reserve fund. When the related costs are incurred, the DCCs are recognized as revenue. Because these funds are restricted in nature they are shown as a liability.

	2021 (000's)	2020 (000's)
Deferred DCC by Type		
Roads	\$ 1,418	\$ 1,068
Drainage	556	423
Parkland	489	378
Sewer	2,557	2,545
Water	1,075	1,032
	<u>\$ 6,095</u>	<u>\$ 5,446</u>
Deferred DCC		
Balance, Beginning of Year	\$ 5,446	\$ 5,190
Investment Income	63	85
DCCs Levied in the Year	1,471	760
	<u>1,534</u>	<u>845</u>
Transfers to General Capital	(228)	(310)
Transfers to Water Capital	(344)	(169)
Transfers to General Asset Maintenance	(57)	(110)
Transfers to Water Asset Maintenance	(256)	-
	<u>(885)</u>	<u>(589)</u>
Balance, End of Year	<u>\$ 6,095</u>	<u>\$ 5,446</u>

CITY OF PRINCE GEORGE

Notes to the Financial Statements

For the year ended December 31, 2021

9. Tangible Capital Assets

	2021 (000's)	2020 (000's)
Land	\$ 100,784	\$ 103,068
Buildings & Improvements	104,400	107,752
Vehicles, Machinery & Equipment	24,502	27,758
Other	452	492
Infrastructure		
Roads	171,025	169,065
Parks	27,054	20,584
Water	117,753	111,484
Sanitary Sewer	78,197	79,017
Storm Drainage	61,706	61,420
Energy & Communication	14,142	46,510
Assets Under Construction	55,517	43,111
	<u>\$ 755,532</u>	<u>\$ 770,261</u>

For additional information, see the Schedule of Tangible Capital Assets (Schedule 3).

Assets contributed to the City totaled \$3,796,000 (2020 - \$2,474,000) and were capitalized at their fair value at the time of receipt. In 2021 the City sold gas distribution assets included in Energy & Communication with a net book value of \$31,720,000 for proceeds of \$29,374,000, see note 11 (a).

10. Accumulated Surplus

	2021 (000's)	2020 (000's)
Operating - Surplus (Deficit)	\$ 94	\$ (17,697)
Reserves	133,568	70,744
Investment in Tangible Capital Assets	669,554	701,669
	<u>\$ 803,216</u>	<u>\$ 754,716</u>

CITY OF PRINCE GEORGE

Notes to the Financial Statements

For the year ended December 31, 2021

11. Contractual Rights

a) **Fortis BC**

In 2004, the City entered into an agreement with FortisBC Energy Inc. ("FortisBC") that resulted in the creation of the Fortis BC Reserve Fund. The agreement with FortisBC was for a 35 year capital lease for the natural gas distribution system within the municipality's boundary and a 17 year operating lease, whereby the City leased back to FortisBC the operations of the gas distribution system.

During 2021, based on the original terms of the agreement, FortisBC exercised their right to terminate the leases and made a payment to the City of \$29,374,000 in exchange for the City releasing its interest in the gas distribution assets.

In 2021, the City entered into an operating agreement with FortisBC to receive an annual fee based on 3% of gross revenues from the sale of natural gas within the municipal boundaries. The agreement has a 20 year term and will continue indefinitely after the initial term until terminated by either party.

b) **Regional District of Fraser-Fort George**

The City entered into a contract with the Regional District of Fraser-Fort George to provide personnel and facility space for the purposes of operating the Fire Operations Communication Centre portion of the centralized fire dispatch service. The term of the contract commenced on January 1, 2018 and terminates December 31, 2022. The annual fees to be received by the City for the provision of fire dispatch services during the remaining term of the agreement is \$1,605,000.

12. Budgeted Surplus

The planned surplus of \$17,190,000, reflected in the Original Budget Bylaw Column on the Consolidated Statement of Operations was approved by Council in May 2021 upon finalization of the 2021 Annual Budget Bylaw. The approved annual budget bylaw has been adjusted for presentation in these financial statements to conform with Canadian Public Sector Accounting Standards. These adjustments included removing the purchase of tangible capital assets, debt servicing and deferred revenue and including amortization expense.

CITY OF PRINCE GEORGE

Notes to the Financial Statements

For the year ended December 31, 2021

13. Commitments and Contingencies

- a) The City is jointly and severally liable, as a member of the Regional District of Fraser-Fort George for any actuarial earnings deficiencies, and capital debt issued through the Regional District.
- b) The City and its employees contribute to the Municipal Pension Plan (a jointly trustee pension plan). The board of trustees, representing plan members and employers, is responsible for administering the plan, including investment of assets and administration of benefits. The plan is a multi-employer defined benefit pension plan. Basic pension benefits are based on a formula. As at December 31, 2020, the plan has about 220,000 active members and approximately 112,000 retired members. Active members include approximately 42,000 contributors from local government.

Every three years, an actuarial valuation is performed to assess the financial position of the plan and adequacy of plan funding. The actuary determines an appropriate combined employer and member contribution rate to fund the plan. The actuary's calculated contribution rate is based on the entry-age normal cost method, which produces the long-term rate of member and employer contributions sufficient to provide benefits for average future entrants to the plan. This rate may be adjusted for the amortization of any actuarial funding surplus and will be adjusted for the amortization of any unfunded actuarial liability.

The most recent valuation for the Municipal Pension Plan as at December 31, 2018 indicated a \$2,866 million funding surplus for basic pension benefits on a going concern basis.

The City paid \$5,585,000 (2020 - \$5,956,000) for employer contributions while employees contributed \$4,591,000 (2020 - \$4,949,000) to the plan in fiscal 2021.

The Prince George Public Library paid \$195,000 (2020 - \$206,000) for employer contributions while employees contributed \$171,625 (2020 - \$182,000) to the plan in fiscal 2021.

The next valuation will be as at December 31, 2021, with results available in 2022.

Employers participating in the Plan record their pension expense as the amount of employer contributions made during the fiscal year (defined contribution pension plan accounting). This is because the plan records accrued liabilities and accrued assets for the plan in aggregate, resulting in no consistent and reliable basis for allocating the obligation, assets and cost to the individual employers participating in the plan.

- c) The City has been named as a defendant in various legal actions. No reserve or liability has been recorded regarding any of these legal actions or possible claims because the amount of the loss, if any, is undeterminable. Settlement, if any, made with respect to these actions would be accounted for as a charge to expenditures in the period in which it is likely that a future event will confirm the existence of a liability and the amount can be reasonably estimated.
- d) The City is committed to a third party under an agreement for the supply and operation of an off-street parking facility. The City's annual payment in respect of this commitment is \$183,208 for a period of 30 years commencing August 1, 1997.
- e) The City has issued a Demand Note to the Municipal Finance Authority (the "Authority") in the amount of \$2,525,000 (2020 - \$3,982,000). This Demand Note together with the cash deposit, as disclosed in Note 5, comprise an amount equal to one-half of the average annual installment of principal and interest for repayment of debenture debt issued by the Authority on behalf of the City, and is a requirement of the Authority.

CITY OF PRINCE GEORGE

Notes to the Financial Statements

For the year ended December 31, 2021

14. Expenses by Object

	2021 (000's)	2020 (000's)
Labour and Benefits	\$ 67,882	\$ 69,373
Materials and Supplies	6,427	6,281
City Fleet Expense	3,515	3,144
Contracted Services	12,565	16,491
Electricity and Natural Gas	4,838	4,590
RCMP Contract	24,471	24,871
Professional Services and Insurance	2,931	2,780
Grants	2,029	2,824
Miscellaneous	4,481	4,840
Debt Interest and Fiscal Services	4,783	4,881
Amortization	26,422	27,144
Other Controlled Entities	4,929	4,919
	<u>\$ 165,273</u>	<u>\$ 172,138</u>

15. Segmented Information

The City is a government institution that provides a wide range of services to its citizens, including police, fire, recreation and culture, transportation and public transit, development planning, sanitation, water and sewer. For management reporting purposes the City's operations and activities are organized and reported by fund. Funds were created for the purpose of recording specific activities to attain certain objectives in accordance with special regulations, restrictions or limitations. City services are provided by departments and their activities are reported by these funds and are disclosed in the segmented information.

The accounting policies used in these segments are consistent with those followed in the preparation of the Consolidated Financial Statements as disclosed in Note 1. For additional information see the Schedule of Segment Disclosure (Schedule 1).

For each reported segment, revenues and expenses represent both amounts that are directly attributable to the segment and amounts that are allocated on a reasonable basis. The General Revenue Fund reports on municipal services that are funded primarily by taxation such as property and business tax revenues. Certain division and departments that have separately disclosed in the segmented information along with the services they provide are as follows:

Protective Services

Protective Services includes Police Protection, Fire Protection, Emergency Measures and Bylaw Enforcement. Police Protection is provided to the City by the Royal Canadian Mounted Police (RCMP) through a police services contract with the Province of British Columbia (BC). Together the RCMP and the municipal employees at the detachment are committed to optimizing public safety through the community policing concept. Fire Protection includes fire suppression and protection, first responder medical services and emergency rescue, and fire dispatch within the City and Regional District. Emergency Measures provides a comprehensive emergency plan for coordinating response to emergencies and disasters. Bylaw Enforcement provides animal and parking control and other enforcement as required to support the bylaws in place within the community for the purpose of health, safety and security.

CITY OF PRINCE GEORGE

Notes to the Financial Statements

For the year ended December 31, 2021

15. Segmented Information, continued

Community Services

Community Services provides public services that support recreation, sport and leisure activities in the aquatic and arena facilities, convention, entertainment, meeting, events and sport activities in the CN Centre and Prince George Conference and Civic Centre, the development of partnerships for health and social solutions at the community level and the provision of civic facilities for the community.

Transportation Services

This segment includes the provision of Street Maintenance which includes pavement repair, line painting, street cleaning, dust control, sidewalk maintenance, traffic sign and street light installation and maintenance. Transit services are provided in partnership with BC Transit; parking lots and parkades provide for off-street parking for downtown businesses; fleet vehicles service the organization's operational requirements; storm drainage controls drainage through open and piped systems; and snow and ice control provides snow removal and salt and sanding applications to the road network.

Planning and Environmental Development

Planning includes both short and long-term development planning and application processing and permits as well as inspections, planning for neighbourhoods, parks, open spaces and pathways, and infrastructure planning and management. Environmental Development includes services and planning related to community forest, wildfire hazards, air quality, climate change, natural environment, ecosystem and habitat protection.

Sanitation and Waste Removal

This segment provides residential and (limited) commercial solid waste collection service and annual spring clean-up operations.

Public Health and Welfare

This segment provides for the Memorial Park Cemetery service and maintenance of the grounds.

Administration

The Administration of the City is captured under this section which includes Council, Office of the City Manager, Legislative Services, External Relations, Human Resources, Finance, Service Centre, Risk and Procurement and IT Services.

District Energy

This segment provides energy for space heating and domestic water heating to buildings located within a service area. The infrastructure and operations are funded through a combination of user fees and contributions from General Operating Fund.

CITY OF PRINCE GEORGE

Notes to the Financial Statements

For the year ended December 31, 2021

15. Segmented Information, continued

Water Services

Water Services provides potable water to the community which includes the pumping, treatment and distribution system and the wells and reservoirs. The infrastructure and operations are funded through a combination of user fees, grants, and special levies.

Sewer Services

Sewer Services provides for the collection and treatment of sewage which includes operation of the lift stations and wastewater treatment centre. The infrastructure and operations are funded through a combination of user fees, grants, and special levies.

Asset Maintenance

This segment provides the investment in asset maintenance funded through transfers from reserves, DCCs, levies and fees. The costs represent amounts incurred for capital asset maintenance that do not meet the capitalization threshold as established for financial reporting purposes.

Reserves and Other Funds

Reserve funds have been created to hold financial assets for specific future requirements. Reserve funds are generally used for tangible capital asset acquisition and reinvestment.

Other Controlled Entities

Other controlled entities include the Prince George Public Library and Tourism Prince George Society.

16. Comparative Figures

Certain 2020 figures have been reclassified to conform to the 2021 financial statement presentation.

This page intentionally left blank

SUPPLEMENTARY FINANCIAL INFORMATION

City of Prince George

Schedule 1 - Segment Disclosure - 2021

for the year ended December 31 (in thousands of dollars)	General Operating Fund				
	Protective Services	Community Services	Transportation Services	Planning & Environment Development	Sanitation & Waste Removal
REVENUES					
Taxation and Grants in Lieu, net	\$ -	\$ -	\$ -	\$ -	\$ -
Sales of Services, User Rates and Rentals	2,380	2,993	3,127	14	4,841
Investment Income and Actuarial Earnings	-	5	12	-	-
Development Cost Charges Contributions	-	-	-	-	-
Contributions from Other Governments and Agencies	351	1,476	-	-	-
Other Revenue	776	335	613	3,150	7
(Loss) Gain on Disposal of Tangible Capital Assets	-	-	-	-	-
Asset Contributions	-	-	-	-	-
	<u>3,507</u>	<u>4,809</u>	<u>3,752</u>	<u>3,164</u>	<u>4,848</u>
EXPENSES					
Labour and Benefits	25,998	9,172	8,334	2,038	1,111
Goods and Services	26,991	4,918	13,063	222	1,671
Debt Interest and Fiscal Services	1,154	114	622	-	1
Amortization	2,906	3,970	11,554	-	188
Prince George Public Library	-	-	-	-	-
Tourism Prince George Society	-	-	-	-	-
	<u>57,049</u>	<u>18,174</u>	<u>33,573</u>	<u>2,260</u>	<u>2,971</u>
NET SURPLUS (DEFICIT) BEFORE TRANSFERS	<u>(53,542)</u>	<u>(13,365)</u>	<u>(29,821)</u>	<u>904</u>	<u>1,877</u>
Transfers	<u>(1,178)</u>	<u>(2,127)</u>	<u>2,004</u>	<u>(102)</u>	<u>(2,077)</u>
ANNUAL SURPLUS (DEFICIT)	<u>\$ (54,720)</u>	<u>\$ (15,492)</u>	<u>\$ (27,817)</u>	<u>\$ 802</u>	<u>\$ (200)</u>

City of Prince George

Schedule 1 - Segment Disclosure - 2021

General Operating Fund

Public Health & Welfare	Administration	District Energy	Water	Sewer	Asset Maintenance	Reserves & Other Funds	Other Controlled Entities	Consolidated 2021
\$ -	\$ 121,721	\$ -	\$ 22	\$ 284	\$ -	\$ 36	\$ 1,332	\$ 123,395
1,251	4,656	181	16,985	14,423	-	-	26	50,877
-	3,381	-	362	134	-	1,831	15	5,740
-	-	-	344	182	57	302	-	885
-	9,768	-	(198)	(14)	109	11,557	478	23,527
7	2,356	-	346	428	162	(1,415)	124	6,889
-	-	-	-	-	-	(1,318)	(18)	(1,336)
-	-	-	459	481	-	2,856	-	3,796
<u>1,258</u>	<u>141,882</u>	<u>181</u>	<u>18,320</u>	<u>15,918</u>	<u>328</u>	<u>13,849</u>	<u>1,957</u>	<u>213,773</u>
453	11,386	33	2,226	2,436	4,695	-	-	67,882
200	5,004	301	1,808	1,531	5,548	-	-	61,257
4	2,279	17	457	135	-	-	-	4,783
51	1,715	632	2,646	2,416	-	-	344	26,422
-	-	-	-	-	-	-	3,677	3,677
-	-	-	-	-	-	-	1,252	1,252
<u>708</u>	<u>20,384</u>	<u>983</u>	<u>7,137</u>	<u>6,518</u>	<u>10,243</u>	<u>-</u>	<u>5,273</u>	<u>165,273</u>
550	121,498	(802)	11,183	9,400	(9,915)	13,849	(3,316)	48,500
(99)	(26,141)	724	(10,674)	(8,932)	9,915	38,687	-	-
<u>\$ 451</u>	<u>\$ 95,357</u>	<u>\$ (78)</u>	<u>\$ 509</u>	<u>\$ 468</u>	<u>\$ -</u>	<u>\$ 52,536</u>	<u>\$ (3,316)</u>	<u>\$ 48,500</u>

Asset Maintenance

Expenses by Fund

General	\$ 6,270
District Energy	24
Water	2,412
Sewer	1,537
	<u>\$ 10,243</u>

City of Prince George

Schedule 1 - Segment Disclosure - 2020

for the year ended December 31 (in thousands of dollars)	General Operating Fund				
	Protective Services	Community Services	Transportation Services	Planning & Environment Development	Sanitation & Waste Removal
REVENUES					
Taxation and Grants in Lieu, net	\$ -	\$ -	\$ -	\$ -	\$ -
Sales of Services, User Rates and Rentals	2,132	3,019	2,892	13	4,705
Investment Income and Actuarial Earnings	-	5	7	-	-
Development Cost Charges Contributions	-	-	-	-	-
Contributions from Other Governments and Agencies	63	2,135	-	2	-
Other Revenue	1,003	(163)	695	2,804	38
Gain (Loss) on Disposal of Tangible Capital Assets	-	-	-	-	-
Asset Contributions	-	-	-	-	-
	<u>3,198</u>	<u>4,996</u>	<u>3,594</u>	<u>2,819</u>	<u>4,743</u>
EXPENSES					
Labour and Benefits	24,644	8,715	9,573	2,709	1,163
Goods and Services	27,469	6,081	14,239	260	1,750
Interest	912	118	691	-	-
Amortization	2,447	3,814	11,225	-	329
Prince George Public Library	-	-	-	-	-
Tourism Prince George Society	-	-	-	-	-
	<u>55,472</u>	<u>18,728</u>	<u>35,728</u>	<u>2,969</u>	<u>3,242</u>
NET SURPLUS (DEFICIT) BEFORE TRANSFERS	(52,274)	(13,732)	(32,134)	(150)	1,501
Transfers	(1,197)	(1,755)	3,577	(271)	(1,859)
ANNUAL SURPLUS (DEFICIT)	<u>\$ (53,471)</u>	<u>\$ (15,487)</u>	<u>\$ (28,557)</u>	<u>\$ (421)</u>	<u>\$ (358)</u>

City of Prince George

Schedule 1 - Segment Disclosure - 2020

General Operating Fund

Public Health & Welfare	Administration	District Energy	Water	Sewer	Asset Maintenance	Reserves & Other Funds	Other Controlled Entities	Consolidated 2020
\$ -	\$ 119,804	\$ -	\$ 22	\$ 300	\$ -	\$ -	964	\$ 121,090
511	4,968	277	16,301	13,235	-	-	61	48,114
-	2,880	-	347	129	-	1,131	12	4,511
-	-	-	169	-	111	310	-	590
-	17,935	-	214	14	82	6,373	664	27,482
3	2,479	-	183	132	267	(1,586)	113	5,968
-	-	-	(20)	-	-	351	(14)	317
-	-	-	497	165	-	1,812	-	2,474
514	148,066	277	17,713	13,975	460	8,391	1,800	210,546
407	12,188	36	2,449	2,689	4,800	-	-	69,373
139	5,392	278	1,746	1,547	6,920	-	-	65,821
5	2,528	25	467	135	-	-	-	4,881
49	3,518	617	2,485	2,336	-	-	324	27,144
-	-	-	-	-	-	-	3,711	3,711
-	-	-	-	-	-	-	1,208	1,208
600	23,626	956	7,147	6,707	11,720	-	5,243	172,138
(86)	124,440	(679)	10,566	7,268	(11,260)	8,391	(3,443)	38,408
(84)	(23,832)	1,094	(9,282)	(5,898)	11,260	28,247	-	-
\$ (170)	\$ 100,608	\$ 415	\$ 1,284	\$ 1,370	\$ -	\$ 36,638	\$ (3,443)	\$ 38,408

Asset Maintenance

Expenses by Fund

General	\$ 7,340
District Energy	29
Water	2,674
Sewer	1,677
	<u>\$ 11,720</u>

City of Prince George Schedule 2 - Reserve Funds

for the year ended December 31, 2021 (in thousands of dollars)	General Capital (a)	Water Capital	Sewer Capital	Downtown Off- Street Parking	Computers & Equipment (b)
Reserve Funds					
Equity, Beginning of Year	\$ 6,810	\$ 12,125	\$ 10,188	\$ 2,643	\$ 3,317
Investment Income	107	140	121	28	35
Third Party Contributions	-	-	-	-	-
Actuarial Adjustments	-	-	-	-	-
MFA Debt Reserve Refund	-	4	1	-	-
	<u>107</u>	<u>144</u>	<u>122</u>	<u>28</u>	<u>35</u>
Transfers from (to)					
General Operating Fund	8,966	-	-	1,439	398
General Capital	(1,629)	-	-	1,461	(168)
District Energy Capital	8	-	-	-	-
Water Operating Fund	-	7,782	-	-	-
Water Capital	-	(4,300)	-	-	-
Sewer Operating Fund	-	-	7,400	-	-
Sewer Capital	-	-	(1,961)	-	-
Land Capital	-	(142)	-	-	-
Other Reserves	1,097	-	-	-	-
	<u>8,442</u>	<u>3,340</u>	<u>5,439</u>	<u>2,900</u>	<u>230</u>
Equity, End of Year	\$ <u>15,359</u>	\$ <u>15,609</u>	\$ <u>15,749</u>	\$ <u>5,571</u>	\$ <u>3,582</u>

City of Prince George

Schedule 2 - Reserve Funds

Land Development	Northern Capital & Planning	Snow Control	Road Rehabilitation	Safe Restart Grant	Other Statutory & Regulated (c)	Total 2021
\$ 1	\$ 12,096	\$ -	\$ 1,179	\$ 6,110	\$ 16,275	\$ 70,744
3	124	24	34	52	185	853
-	-	-	-	-	-	-
-	-	-	-	-	976	976
-	-	-	-	-	31	36
3	124	24	34	52	1,192	1,865
-	(467)	2,277	5,790	-	10,024	28,427
1,207	(1,365)	-	(4,733)	-	26,813	21,586
-	(22)	-	-	-	-	(14)
-	-	-	-	-	-	7,782
-	-	-	-	-	-	(4,300)
-	-	-	-	-	-	7,400
-	-	-	-	-	-	(1,961)
2,181	-	-	-	-	-	2,039
(711)	-	-	-	-	(386)	-
2,677	(1,854)	2,277	1,057	-	36,451	60,959
\$ 2,681	\$ 10,366	\$ 2,301	\$ 2,270	\$ 6,162	\$ 53,918	\$ 133,568

(a) RRFE Gaming Reserve Endowment Fund
Capital Expenditure Reserve
General Infrastructure Reinvestment Reserve

(b) Mobile Equipment Reserve
Computer Equipment Reserve

(c) Storm Drainage Reserve
Debt Reduction Reserve
Southwest Sector Recreation Reserves
Parkland Acquisition Reserve
Fortis BC Reserve
Extension - Ospika / Marleau Reserve
EVP Crown Land Forestry Reserve
Solid Waste Reserve
Transit Operating Reserve
Community Works Fund Reserve
Climate Action Revenue Reserve
Major Events Reserve
Miscellaneous Reserve
Performing Arts Reserve
Community Fibre Optic Reserve

City of Prince George

Schedule 3 - Tangible Capital Assets - 2021

for the year ended December 31 (in thousands of dollars)	Assets Under Construction	Land	Buildings & Improvements	Vehicles, Machinery & Equip	Other
Cost					
Opening costs,	\$ 43,111	\$ 103,068	\$ 263,434	\$ 63,229	\$ 1,243
Additions during the year	28,733	290	4,359	1,511	177
Transfers to tangible capital assets	(16,327)	-	112	60	-
Property held for resale	-	(590)	-	-	-
Disposals	-	(1,984)	(3,025)	(1,816)	-
Closing costs	55,517	100,784	264,880	62,984	1,420
Accumulated Amortization					
Opening accumulated amortization	-	-	155,682	35,471	751
Amortization	-	-	6,327	4,791	217
Disposals	-	-	(1,529)	(1,780)	-
Closing accumulated amortization	-	-	160,480	38,482	968
Net Book Value of Tangible Capital Assets	\$ 55,517	\$ 100,784	\$ 104,400	\$ 24,502	\$ 452

City of Prince George

Schedule 3 - Tangible Capital Assets - 2021

Infrastructure

Infrastructure							
Roads	Parks	Water	Sanitary Sewer	Storm Drainage	Energy & Comm		Total 2021
\$ 338,010	\$ 38,142	\$ 172,184	\$ 135,504	\$ 82,467	\$ 81,171	\$	1,321,563
8,004	1,610	981	1,294	759	(8)		47,710
1,434	6,124	7,934	302	361	-		-
-	-	-	-	-	-		(590)
(1,856)	-	-	-	-	(61,597)		(70,278)
<u>345,592</u>	<u>45,876</u>	<u>181,099</u>	<u>137,100</u>	<u>83,587</u>	<u>19,566</u>		1,298,405
168,945	17,558	60,700	56,487	21,047	34,661		551,302
7,289	1,264	2,646	2,416	834	638		26,422
(1,667)	-	-	-	-	(29,875)		(34,851)
<u>174,567</u>	<u>18,822</u>	<u>63,346</u>	<u>58,903</u>	<u>21,881</u>	<u>5,424</u>		542,873
<u>\$ 171,025</u>	<u>\$ 27,054</u>	<u>\$ 117,753</u>	<u>\$ 78,197</u>	<u>\$ 61,706</u>	<u>\$ 14,142</u>	<u>\$</u>	755,532

City of Prince George

Schedule 3 - Tangible Capital Assets - 2020

for the year ended December 31 (in thousands of dollars)	Assets Under Construction	Land	Buildings & Improvements	Vehicles, Machinery & Equip	Other
Cost					
Opening costs	\$ 70,280	\$ 101,214	\$ 216,483	\$ 55,801	\$ 1,300
Additions during the year	24,076	1,782	19,920	8,110	157
Transfers to tangible capital assets	(51,245)	110	27,948	2,207	-
Property held for resale	-	4	-	-	-
Disposals	-	(42)	(917)	(2,889)	(214)
Closing costs	<u>43,111</u>	<u>103,068</u>	<u>263,434</u>	<u>63,229</u>	<u>1,243</u>
Accumulated Amortization					
Opening accumulated amortization	-	-	151,022	33,649	768
Amortization	-	-	5,558	4,659	200
Disposals	-	-	(898)	(2,837)	(217)
Closing accumulated amortization	-	-	<u>155,682</u>	<u>35,471</u>	<u>751</u>
Net Book Value of Tangible Capital Assets	<u>\$ 43,111</u>	<u>\$ 103,068</u>	<u>\$ 107,752</u>	<u>\$ 27,758</u>	<u>\$ 492</u>

City of Prince George

Schedule 3 - Tangible Capital Assets - 2020

Infrastructure

Infrastructure							
Roads	Parks	Water	Sanitary Sewer	Storm Drainage	Energy & Comm		Total 2020
\$ 328,458	\$ 37,833	\$ 159,307	\$ 132,402	\$ 76,267	\$ 80,637	\$	1,259,982
7,961	309	1,743	921	1,800	534		67,313
3,179	-	11,220	2,181	4,400	-		-
-	-	-	-	-	-		4
(1,588)	-	(86)	-	-	-		(5,736)
338,010	38,142	172,184	135,504	82,467	81,171		1,321,563
162,749	16,336	58,281	54,151	20,256	32,277		529,489
7,509	1,222	2,485	2,336	791	2,384		27,144
(1,313)	-	(66)	-	-	-		(5,331)
168,945	17,558	60,700	56,487	21,047	34,661		551,302
\$ 169,065	\$ 20,584	\$ 111,484	\$ 79,017	\$ 61,420	\$ 46,510	\$	\$ 770,261

This page intentionally left blank

City of Prince George

Schedule 4 - Statement of Financial Position - Trust Funds

as at December 31
(in thousands of dollars)

	2021	2020
ASSETS		
Cash and Cash Equivalents	\$ 2,922	\$ 2,260
Investments	-	464
	<u>2,922</u>	<u>2,724</u>
ACCUMULATED SURPLUS		
Winter Games	102	102
Cemetery Care	2,784	2,588
Discovery Place	36	34
	<u>\$ 2,922</u>	<u>\$ 2,724</u>

Statement of Operations - Trust Funds

for the year ended December 31
(in thousands of dollars)

	Winter Games	Cemetery Care	Discovery Place	2021 Total	2020 Total
Trust Funds					
Accumulated Surplus - Beginning of Year	<u>\$ 102</u>	<u>\$ 2,588</u>	<u>\$ 34</u>	<u>\$ 2,724</u>	<u>\$ 2,641</u>
Investment Income and Actuarial Earnings	1	28	-	29	42
Third Party Contributions	-	198	-	198	81
Transfers to/from General Operations to	1	30	(2)	29	40
	<u>-</u>	<u>196</u>	<u>2</u>	<u>198</u>	<u>83</u>
Accumulated Surplus - End of Year	<u>\$ 102</u>	<u>\$ 2,784</u>	<u>\$ 36</u>	<u>\$ 2,922</u>	<u>\$ 2,724</u>

NOTE:

As described in Note 1.a.iv of the Notes to the Consolidated Financial Statements, Trust Funds are not included in the City of Prince George Consolidated Financial Statements.

City of Prince George

Schedule 5 - Debt

as at December 31
(in thousands of dollars)

Bylaw SI/LA	Issue No.	Date of Issue	Purpose	Date of Maturity	Rate	Principal Outstanding December 31
General Capital Fund Debt						
7489/7361A	81	Apr 22/04	Snow Disposal	Apr 22/24	2.85	\$ 11
0000/7601	85	Oct 25/04	Fortis BC Lease In/Out	Dec 02/21	5.00	-
0000/7601A	87	Oct 25/04	Fortis BC Lease In/Out	Oct 31/21	1.75	-
0112/7361	93	Apr 06/05	Snow Disposal	Apr 06/25	5.10	242
0112/7486	93	Apr 06/05	Road Rehabilitation	Apr 06/25	5.10	495
0112/7506	93	Apr 06/05	City Yard	Apr 06/25	5.10	112
2005/7361	95	Oct 13/05	Snow Disposal	Oct 13/25	4.77	110
2005/7486	95	Oct 13/05	Exhibition Grounds	Oct 13/25	4.77	241
2005/7598	95	Oct 13/05	Exhibition Grounds	Oct 13/25	4.77	31
2006/7486	97	Apr 19/06	Road Rehabilitation	Apr 19/26	1.53	342
2006/7748/1	99	Oct 19/06	Exhibition Grounds	Oct 19/26	1.53	27
2007/7505G	101	Aug 01/07	RCMP New Facility	Aug 01/27	2.25	1,085
2516/7970	105	Apr 21/09	Cameron Street Bridge	Jun 03/29	2.25	1,239
2516/8011	105	Apr 21/09	Cemetery Redevelopment	Jun 03/29	2.25	64
2592/7970	110	Apr 08/10	Cameron Street Bridge	Apr 08/30	1.28	1,885
2697/8284	118	Apr 11/12	River Rd. Reconstruction	Apr 11/32	3.40	2,499
2477/7505	121	Apr 04/12	RCMP New Facility	Apr 04/32	2.90	6,309
2760/8011	121	Apr 04/12	RCMP New Facility	Apr 04/32	2.90	849
2760/8011	129	Jul 31/14	RCMP New Facility	Jul 31/34	2.00	6,500
2948/8329	133	Oct 02/15	18th Ave Admin Bldg	Oct 02/35	2.75	2,305
2948/8316	133	Oct 02/15	RCMP New Facility	Oct 02/35	2.75	10,620
3044/8674	142	Oct 04/17	Foreman Road Landslide	Oct 04/37	3.15	844
3072/8748	145	Apr 23/18	Kin 3 Arena Floor	Apr 23/38	3.15	880
3136/8846	149	Oct 09/19	Nechako Riverside Park	Oct 09/39	2.24	582
3153/8953	150	Apr 09/20	Kelly Rd North Culvert	Apr 09/40	1.99	644
3208/8745	153	Apr 15/21	Second Ave Parkade	Apr 15/41	2.41	2,725
3208/8889	153	Apr 15/21	Fire Hall #1 Replacement	Apr 15/41	2.41	15,000
						55,641
Capital Lease - Concert Realty Services Ltd (Westel)					9.50	2,234
Capital Lease - Fortis BC					5.46	-
Equipment Loans - Municipal Finance Authority					(b)	15,654
Total General Capital Fund Debt						\$ 73,529
General Operating Fund Debt						
3100/8758	146	Sep 19/18	PG Pulpmill Road Erosion	Sep 19/38	3.20	359
Downtown Incentives - Northern Development Initiative Trust				2029	0.00	3,296
Total General Operating Fund Debt						\$ 3,655

(a) Future payments do not include actuarial amounts.

(b) The rate of interest on the equipment loans varied from 0.90% to 0.96% (2020 - 1.22% to 2.58%).

City of Prince George

Schedule 5 - Debt

FUTURE PAYMENTS (a)
(Including Principal and Interest)

Principal Outstanding Dec. 31, 2020	2022	2023	2024	2025	2026
\$ 14	\$ 3	\$ 3	\$ 2	\$ -	\$ -
3,578	-	-	-	-	-
1,618	-	-	-	-	-
299	69	68	66	64	-
611	141	138	135	132	-
139	32	31	31	30	-
136	37	37	37	37	-
297	81	81	81	81	-
38	10	10	10	10	-
402	51	51	51	51	43
32	4	4	4	4	4
1,242	158	158	158	158	158
1,368	140	140	140	140	140
71	7	7	7	7	7
2,060	171	171	171	171	171
2,677	262	262	262	262	262
6,759	612	612	612	612	612
909	82	82	82	82	82
7,000	628	618	608	598	588
2,431	189	189	189	189	189
11,200	869	869	869	869	869
885	69	69	69	69	69
920	68	68	68	68	68
607	38	38	38	38	38
671	41	41	41	41	41
-	175	175	175	175	175
-	964	964	964	964	964
45,964	4,901	4,886	4,870	4,852	4,480
2,591	585	585	585	585	502
262	-	-	-	-	-
5,191	2,543	2,522	2,391	2,265	1,982
\$ 54,008	\$ 8,029	\$ 7,993	\$ 7,846	\$ 7,702	\$ 6,964
375	28	28	28	28	28
3,773	500	506	464	464	407
\$ 4,148	\$ 528	\$ 534	\$ 492	\$ 492	\$ 435

City of Prince George

Schedule 5 - Debt

as at December 31
(in thousands of dollars)

Bylaw SI/LA	Issue No.	Date of Issue	Purpose	Date of Maturity	Rate	Principal Outstanding December 31
District Energy Capital Fund Debt						
7746/2638	125	May 30/13	District Energy System	May 30/23	2.00	\$ 600
Total District Energy Capital Fund Debt						\$ 600
Water Capital Fund Debt						
7425/7037	79	Jun 03/03	Water System	Jun 03/23	2.25	138
7425/7212	79	Jun 03/03	Water System	Jun 03/23	2.25	32
7489/7212	81	Apr 22/04	Water System	Apr 22/24	2.85	11
7489/7361	81	Apr 22/04	Water System-Hart Nech	Apr 22/24	2.85	33
0112/7361	93	Apr 06/05	Hart Nechako Supply	Apr 06/25	5.10	242
2005/7361A	95	Oct 13/05	Hart Nechako Supply	Oct 13/25	4.77	947
2005/7598A	95	Oct 25/05	Hart Nechako Supply	Oct 25/25	4.77	368
2006/7598	97	Apr 19/06	Hart Nechako Supply	Apr 19/26	1.53	51
2006/7748	97	Apr 19/06	Hart Nechako Supply	Apr 19/26	1.53	1,288
2006/7361	99	Oct 19/06	Cranbrook Hill Reservoir	Oct 19/26	1.53	378
2006/7748	99	Oct 19/06	Cranbrook Hill Reservoir	Oct 19/26	1.53	7
2007/7361W	101	Aug 01/07	Foothills Blvd Main	Aug 01/27	2.25	321
2007/7486W	101	Aug 01/07	Foothills Blvd Main	Aug 01/27	2.25	432
2008/7924	104	Nov 20/08	PW805 to Ferry	Nov 20/28	2.90	290
2697/8287	118	Apr 11/12	Simon Fraser Bridge Pipe	Apr 11/32	3.40	489
Total Water Capital Fund Debt						\$ 5,027

(a) Future payments do not include actuarial amounts.

City of Prince George

Schedule 5 - Debt

FUTURE PAYMENTS (a)
(Including Principal and Interest)

Principal Outstanding Dec. 31, 2020	2022	2023	2024	2025	2026
\$ 1,000	\$ 410	\$ 202	\$ -	\$ -	\$ -
\$ 1,000	\$ 410	\$ 202	\$ -	\$ -	\$ -
201	49	38	-	-	-
47	11	9	-	-	-
15	3	3	2	-	-
43	9	9	7	-	-
299	69	68	66	64	-
1,167	319	319	319	319	-
453	124	124	124	124	-
60	8	8	8	8	6
1,517	192	192	192	192	162
445	56	56	56	56	56
8	1	1	1	1	1
367	46	46	46	46	46
494	63	63	63	63	63
325	41	41	41	41	41
524	51	51	51	51	51
\$ 5,965	\$ 1,042	\$ 1,028	\$ 976	\$ 965	\$ 426

City of Prince George

Schedule 5 - Debt

as at December 31
(in thousands of dollars)

Bylaw SI/LA	Issue No.	Date of Issue	Purpose	Date of Maturity	Rate	Principal Outstanding December 31
Sewer Capital Fund Debt						
7425/7036	79	Jun 03/03	Sanitary Sewer	Jun 03/23	2.25	\$ 142
7425/7089	79	Jun 03/03	Sanitary Sewer	Jun 03/23	2.25	100
7425/7211	79	Jun 03/03	Sanitary Sewer	Jun 03/23	2.25	27
7425/7213	79	Jun 03/03	Sanitary Sewer	Jun 03/23	2.25	39
7425/7361	79	Jun 03/03	Sanitary Sewer	Jun 03/23	2.25	15
7489/7211	81	Apr 22/04	Sanitary Sewer	Apr 22/24	2.85	39
2006/7361/1	99	Oct 19/06	Blackburn Treatment Plant	Oct 19/26	1.53	26
2007/7361S	101	Aug 01/07	Blackburn Treatment Plant	Aug 01/27	2.25	91
2975/8515	137	Apr 19/16	Sanitary Sewer	Apr 19/36	2.60	1,224
3136/8722	149	Oct 09/19	Sanitary Sewer	Oct 09/39	2.24	1,465
Total Sewer Capital Fund Debt						\$ 3,168
TOTAL DEBT						\$ 85,979

(a) Future payments do not include actuarial amounts.

City of Prince George

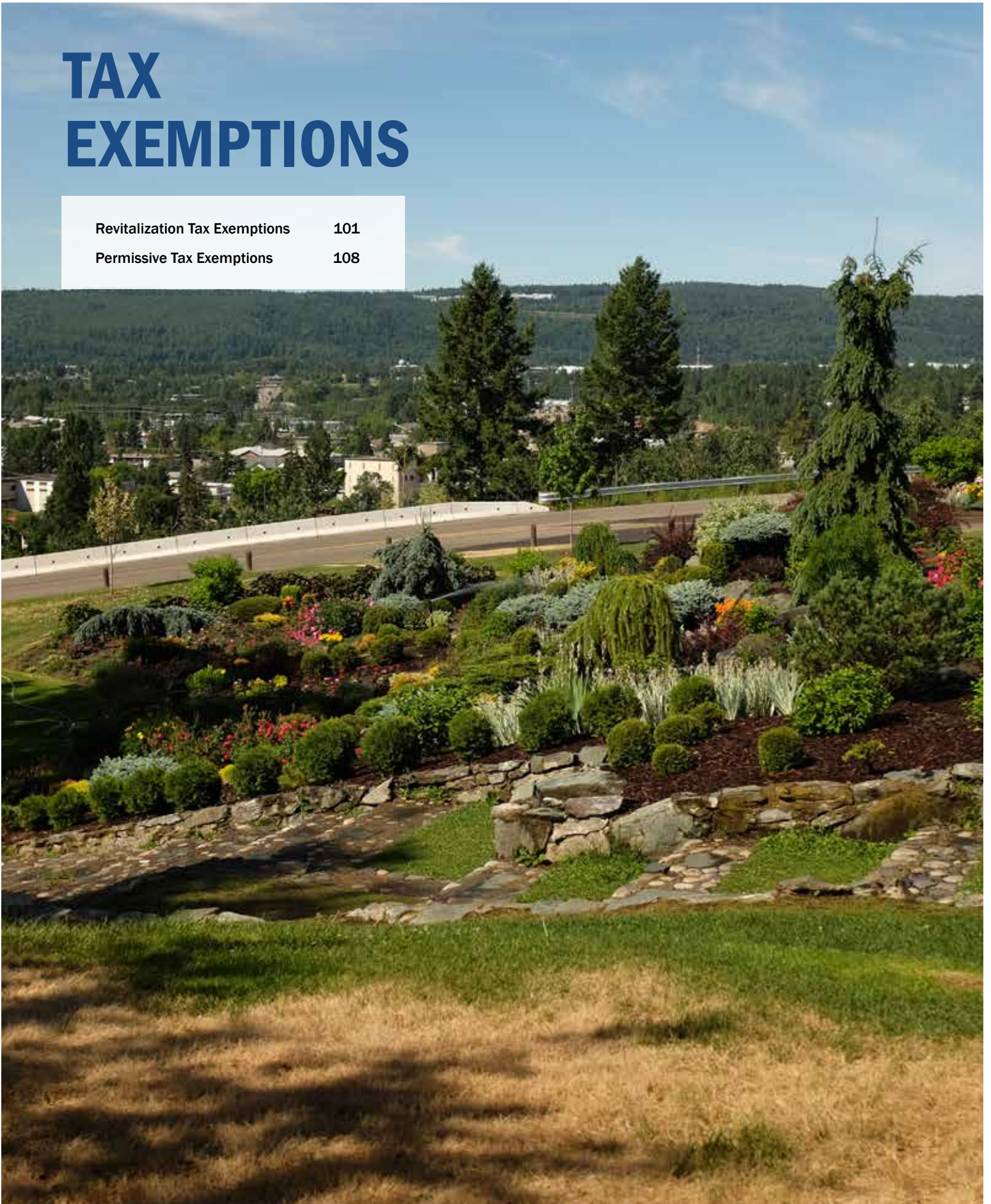
Schedule 5 - Debt

FUTURE PAYMENTS (a)
(Including Principal and Interest)

Principal Outstanding Dec. 31, 2020	2022	2023	2024	2025	2026
\$ 208	\$ 50	\$ 39	\$ -	\$ -	\$ -
147	35	28	-	-	-
39	9	7	-	-	-
57	14	11	-	-	-
22	5	4	-	-	-
51	11	11	8	-	-
31	4	4	4	4	4
105	13	13	13	13	13
1,285	93	93	93	93	93
1,527	94	94	94	94	94
<u>\$ 3,472</u>	<u>\$ 328</u>	<u>\$ 304</u>	<u>\$ 212</u>	<u>\$ 204</u>	<u>\$ 204</u>
<u>\$ 68,593</u>	<u>\$ 10,337</u>	<u>\$ 10,061</u>	<u>\$ 9,526</u>	<u>\$ 9,363</u>	<u>\$ 8,029</u>

TAX EXEMPTIONS

Revitalization Tax Exemptions	101
Permissive Tax Exemptions	108



Revitalization Tax Exemptions

Downtown Revitalization Tax Exemptions

The City coordinates incentive programs that have helped to attract more than \$50 million dollars in investment to Prince George's downtown. They have stimulated new housing, hotels, retail and restaurants, Prince George's first craft brewery and improvements to existing buildings.

The Revitalization Tax Exemption provides ten-year municipal tax exemptions for eligible projects:

- For new buildings, the tax exemption is applied to the full value of the project, calculated on the assessed value of the completed project.
- On renovations, the exemption is applied to any increase in municipal taxes that would result from the increased property assessment associated with the improvement

Over the past several years, the City has partnered with Northern Development Initiative Trust (NDIT) to provide an option for developers who wish to take the value of the ten-year tax exemption as a lump sum payment up-front. All of the available funds have now been allocated.

SUMMARY DOWNTOWN REVITALIZATION EXEMPTION BYLAW 8370, 2011 APPLICATIONS FOR PROPERTY TAX EXEMPTION

#	Name	Tax Year	
		2020	2021
1	Jon Duncan Law Office 251 George	8,601	8,536
2	Ramada 444 George	\$128,464	\$76,353
3	The Keg 550-582 George	\$26,252	\$26,055
4	Commonwealth Realty Corp 301 George	\$0	\$0
5	Number 270 Holdings 1320 2nd	\$6,681	\$6,631
6	Cimo Land 601 Victoria	\$3,530	\$3,504
7	BCGEU 500 Quebec	\$74,965	\$79,175
8	Mackenzie Data Max 180 Victoria	\$1,768	\$1,768
9	GKL Properties 1303 3rd	\$7,937	\$7,877
10	White Goose Bistro Apts. 1205 3rd	\$665	\$637
11	CrossRoads Brewing 508 George	\$6,895	\$6,843
12	Betulla Burning 1253 3rd	\$17,538	\$18,008
13	Marriott Hotel 900 Brunswick	\$6,369	\$0
14	1127695 BC Ltd. 787 Vancouver St		\$18,678
15	Parkhouse Ph1 1087 6th Ave		\$90,489
16	Mundi SDR 310 Vancouver St		\$136,492
17	Second Act Inv. 310 Vancouver St		\$6,121
18	Mirkwood Eng.		\$5,305
	TOTAL DOWNTOWN REVITALIZATION BYLAW 8370, 2011	\$289,665	\$492,472

Revitalization Tax Exemptions

Multi-Family Housing Incentives

The City of Prince George offers an incentive program for multi-family housing located in key growth areas that incorporates adaptable housing standards into 50% of the units.

The program offers tax exemptions and reductions in development cost charges for market and non-market housing projects that include three or more attached units (single-family dwellings and duplexes are not eligible).

The program's goals:

- Creating a wider variety of housing options to serve all of our residents
- Developing housing that is more accessible for seniors and people who use mobility devices
- Creating walkable neighbourhoods by developing multi-family housing in areas that are served by transit and close to amenities
- Reducing barriers to non-profit housing providers developing affordable housing projects

CIVIC ADDRESS	LEGAL DESCRIPTION	EXEMPTION
105-1444 20TH AVE	SL 1 District Lot 343 Plan EPS4459	1,484.25
106-1444 20TH AVE	SL 2 District Lot 343 Plan EPS4459	1,630.68
103-1444 20TH AVE	SL 3 District Lot 343 Plan EPS4459	1,324.51
104-1444 20TH AVE	SL 4 District Lot 343 Plan EPS4459	1,324.51
101-1444 20TH AVE	SL 5 District Lot 343 Plan EPS4459	1,411.04
102-1444 20TH AVE	SL 6 District Lot 343 Plan EPS4459	1,417.69
100-1444 20TH AVE	SL 7 District Lot 343 Plan EPS4459	1,377.76
108-1444 20TH AVE	SL 8 District Lot 343 Plan EPS4459	1,903.57
107-1444 20TH AVE	SL 9 District Lot 343 Plan EPS4459	1,896.91
110-1444 20TH AVE	SL 10 District Lot 343 Plan EPS4459	1,910.22
109-1444 20TH AVE	SL 11 District Lot 343 Plan EPS4459	1,910.22
112-1444 20TH AVE	SL 12 District Lot 343 Plan EPS4459	1,910.22
111-1444 20TH AVE	SL 13 District Lot 343 Plan EPS4459	1,910.22
114-1444 20TH AVE	SL 14 District Lot 343 Plan EPS4459	1,896.91
113-1444 20TH AVE	SL 15 District Lot 343 Plan EPS4459	1,903.57
115-1444 20TH AVE	SL 16 District Lot 343 Plan EPS4459	1,896.91
116-1444 20TH AVE	SL 17 District Lot 343 Plan EPS4459	1,950.16
118-1444 20TH AVE	SL 18 District Lot 343 Plan EPS4459	1,257.95
117-1444 20TH AVE	SL 19 District Lot 343 Plan EPS4459	1,244.64
120-1444 20TH AVE	SL 20 District Lot 343 Plan EPS4459	1,990.09
119-1444 20TH AVE	SL 21 District Lot 343 Plan EPS4459	1,896.91
122-1444 20TH AVE	SL 22 District Lot 343 Plan EPS4459	1,896.91

CIVIC ADDRESS	LEGAL DESCRIPTION	EXEMPTION
121-1444 20TH AVE	SL 23 District Lot 343 Plan EPS4459	1,910.22
123-1444 20TH AVE	SL 24 District Lot 343 Plan EPS4459	1,990.09
124-1444 20TH AVE	SL 25 District Lot 343 Plan EPS4459	1,910.22
126-1444 20TH AVE	SL 26 District Lot 343 Plan EPS4459	1,257.95
125-1444 20TH AVE	SL 27 District Lot 343 Plan EPS4459	1,883.60
127-1444 20TH AVE	SL 28 District Lot 343 Plan EPS4459	1,996.75
221-1444 20TH AVE	SL 29 District Lot 343 Plan EPS4459	785.39
220-1444 20TH AVE	SL 30 District Lot 343 Plan EPS4459	758.76
219-1444 20TH AVE	SL 31 District Lot 343 Plan EPS4459	758.76
218-1444 20TH AVE	SL 32 District Lot 343 Plan EPS4459	785.39
216-1444 20TH AVE	SL 33 District Lot 343 Plan EPS4459	845.29
217-1444 20TH AVE	SL 34 District Lot 343 Plan EPS4459	838.63
214-1444 20TH AVE	SL 35 District Lot 343 Plan EPS4459	838.63
215-1444 20TH AVE	SL 36 District Lot 343 Plan EPS4459	831.98
212-1444 20TH AVE	SL 37 District Lot 343 Plan EPS4459	831.98
213-1444 20TH AVE	SL 38 District Lot 343 Plan EPS4459	838.63
210-1444 20TH AVE	SL 39 District Lot 343 Plan EPS4459	838.63
211-1444 20TH AVE	SL 40 District Lot 343 Plan EPS4459	838.63
208-1444 20TH AVE	SL 41 District Lot 343 Plan EPS4459	838.63
209-1444 20TH AVE	SL 42 District Lot 343 Plan EPS4459	845.29
206-1444 20TH AVE	SL 43 District Lot 343 Plan EPS4459	838.63
207-1444 20TH AVE	SL 44 District Lot 343 Plan EPS4459	831.98
204-1444 20TH AVE	SL 45 District Lot 343 Plan EPS4459	851.95
205-1444 20TH AVE	SL 46 District Lot 343 Plan EPS4459	778.73
203-1444 20TH AVE	SL 47 District Lot 343 Plan EPS4459	778.73
202-1444 20TH AVE	SL 48 District Lot 343 Plan EPS4459	778.73
201-1444 20TH AVE	SL 49 District Lot 343 Plan EPS4459	1,204.71
200-1444 20TH AVE	SL 50 District Lot 343 Plan EPS4459	1,198.05
222-1444 20TH AVE	SL 51 District Lot 343 Plan EPS4459	1,257.95
223-1444 20TH AVE	SL 52 District Lot 343 Plan EPS4459	1,896.91
224-1444 20TH AVE	SL 53 District Lot 343 Plan EPS4459	1,876.94
225-1444 20TH AVE	SL 54 District Lot 343 Plan EPS4459	1,876.94
226-1444 20TH AVE	SL 55 District Lot 343 Plan EPS4459	1,876.94
227-1444 20TH AVE	SL 56 District Lot 343 Plan EPS4459	1,876.94
228-1444 20TH AVE	SL 57 District Lot 343 Plan EPS4459	1,876.94
229-1444 20TH AVE	SL 58 District Lot 343 Plan EPS4459	1,910.22

CIVIC ADDRESS	LEGAL DESCRIPTION	EXEMPTION
230-1444 20TH AVE	SL 59 District Lot 343 Plan EPS4459	1,910.22
231-1444 20TH AVE	SL 60 District Lot 343 Plan EPS4459	1,876.94
232-1444 20TH AVE	SL 61 District Lot 343 Plan EPS4459	1,910.22
233-1444 20TH AVE	SL 62 District Lot 343 Plan EPS4459	1,896.91
234-1444 20TH AVE	SL 63 District Lot 343 Plan EPS4459	1,903.57
235-1444 20TH AVE	SL 64 District Lot 343 Plan EPS4459	1,876.94
236-1444 20TH AVE	SL 65 District Lot 343 Plan EPS4459	1,950.16
238-1444 20TH AVE	SL 66 District Lot 343 Plan EPS4459	1,311.20
237-1444 20TH AVE	SL 67 District Lot 343 Plan EPS4459	1,237.98
240-1444 20TH AVE	SL 68 District Lot 343 Plan EPS4459	1,996.75
239-1444 20TH AVE	SL 69 District Lot 343 Plan EPS4459	1,870.29
242-1444 20TH AVE	SL 70 District Lot 343 Plan EPS4459	1,896.91
241-1444 20TH AVE	SL 71 District Lot 343 Plan EPS4459	1,996.75
243-1444 20TH AVE	SL 72 District Lot 343 Plan EPS4459	1,916.88
244-1444 20TH AVE	SL 73 District Lot 343 Plan EPS4459	1,910.22
246-1444 20TH AVE	SL 74 District Lot 343 Plan EPS4459	1,257.95
245-1444 20TH AVE	SL 75 District Lot 343 Plan EPS4459	1,890.26
247-1444 20TH AVE	SL 76 District Lot 343 Plan EPS4459	1,916.88
321-1444 20TH AVE	SL 77 District Lot 343 Plan EPS4459	785.39
320-1444 20TH AVE	SL 78 District Lot 343 Plan EPS4459	758.76
319-1444 20TH AVE	SL 79 District Lot 343 Plan EPS4459	752.11
318-1444 20TH AVE	SL 80 District Lot 343 Plan EPS4459	785.39
316-1444 20TH AVE	SL 81 District Lot 343 Plan EPS4459	831.98
317-1444 20TH AVE	SL 82 District Lot 343 Plan EPS4459	838.63
314-1444 20TH AVE	SL 83 District Lot 343 Plan EPS4459	831.98
315-1444 20TH AVE	SL 84 District Lot 343 Plan EPS4459	831.98
312-1444 20TH AVE	SL 85 District Lot 343 Plan EPS4459	831.98
313-1444 20TH AVE	SL 86 District Lot 343 Plan EPS4459	838.63
310-1444 20TH AVE	SL 87 District Lot 343 Plan EPS4459	838.63
311-1444 20TH AVE	SL 88 District Lot 343 Plan EPS4459	838.63
308-1444 20TH AVE	SL 89 District Lot 343 Plan EPS4459	845.29
309-1444 20TH AVE	SL 90 District Lot 343 Plan EPS4459	845.29
306-1444 20TH AVE	SL 91 District Lot 343 Plan EPS4459	838.63
307-1444 20TH AVE	SL 92 District Lot 343 Plan EPS4459	831.98
304-1444 20TH AVE	SL 93 District Lot 343 Plan EPS4459	845.29
305-1444 20TH AVE	SL 94 District Lot 343 Plan EPS4459	772.08

CIVIC ADDRESS	LEGAL DESCRIPTION	EXEMPTION
303-1444 20TH AVE	SL 95 District Lot 343 Plan EPS4459	778.73
302-1444 20TH AVE	SL 96 District Lot 343 Plan EPS4459	778.73
301-1444 20TH AVE	SL 97 District Lot 343 Plan EPS4459	1,204.71
300-1444 20TH AVE	SL 98 District Lot 343 Plan EPS4459	1,198.05
322-1444 20TH AVE	SL 99 District Lot 343 Plan EPS4459	1,257.95
324-1444 20TH AVE	SL 100 District Lot 343 Plan EPS4459	1,896.91
323-1444 20TH AVE	SL 101 District Lot 343 Plan EPS4459	1,896.91
326-1444 20TH AVE	SL 102 District Lot 343 Plan EPS4459	1,870.29
325-1444 20TH AVE	SL 103 District Lot 343 Plan EPS4459	1,883.60
328-1444 20TH AVE	SL 104 District Lot 343 Plan EPS4459	1,903.57
327-1444 20TH AVE	SL 105 District Lot 343 Plan EPS4459	1,903.57
330-1444 20TH AVE	SL 106 District Lot 343 Plan EPS4459	1,916.88
329-1444 20TH AVE	SL 107 District Lot 343 Plan EPS4459	1,916.88
332-1444 20TH AVE	SL 108 District Lot 343 Plan EPS4459	1,916.88
331-1444 20TH AVE	SL 109 District Lot 343 Plan EPS4459	1,910.22
334-1444 20TH AVE	SL 110 District Lot 343 Plan EPS4459	1,903.57
333-1444 20TH AVE	SL 111 District Lot 343 Plan EPS4459	1,896.91
335-1444 20TH AVE	SL 112 District Lot 343 Plan EPS4459	1,903.57
336-1444 20TH AVE	SL 113 District Lot 343 Plan EPS4459	1,943.50
338-1444 20TH AVE	SL 114 District Lot 343 Plan EPS4459	1,257.95
337-1444 20TH AVE	SL 115 District Lot 343 Plan EPS4459	1,244.64
340-1444 20TH AVE	SL 116 District Lot 343 Plan EPS4459	1,910.22
339-1444 20TH AVE	SL 117 District Lot 343 Plan EPS4459	1,896.91
342-1444 20TH AVE	SL 118 District Lot 343 Plan EPS4459	1,896.91
341-1444 20TH AVE	SL 119 District Lot 343 Plan EPS4459	1,916.88
343-1444 20TH AVE	SL 120 District Lot 343 Plan EPS4459	1,910.22
344-1444 20TH AVE	SL 121 District Lot 343 Plan EPS4459	1,916.88
346-1444 20TH AVE	SL 122 District Lot 343 Plan EPS4459	1,311.20
345-1444 20TH AVE	SL 123 District Lot 343 Plan EPS4459	1,916.88
347-1444 20TH AVE	SL 124 District Lot 343 Plan EPS4459	1,903.57
421-1444 20TH AVE	SL 125 District Lot 343 Plan EPS4459	765.42
420-1444 20TH AVE	SL 126 District Lot 343 Plan EPS4459	738.80
419-1444 20TH AVE	SL 127 District Lot 343 Plan EPS4459	738.80
418-1444 20TH AVE	SL 128 District Lot 343 Plan EPS4459	765.42
416-1444 20TH AVE	SL 129 District Lot 343 Plan EPS4459	812.01
417-1444 20TH AVE	SL 130 District Lot 343 Plan EPS4459	812.01

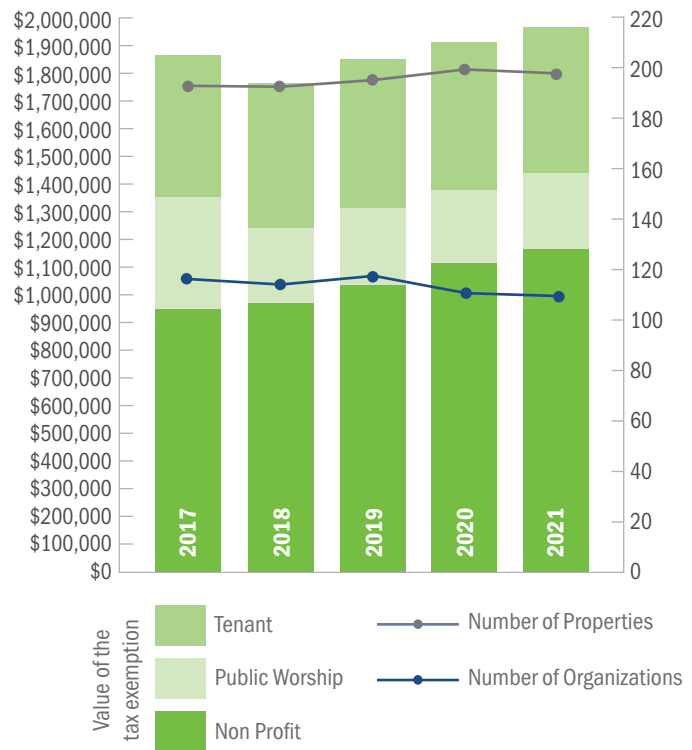
CIVIC ADDRESS	LEGAL DESCRIPTION	EXEMPTION
414-1444 20TH AVE	SL 131 District Lot 343 Plan EPS4459	818.67
415-1444 20TH AVE	SL 132 District Lot 343 Plan EPS4459	812.01
412-1444 20TH AVE	SL 133 District Lot 343 Plan EPS4459	812.01
413-1444 20TH AVE	SL 134 District Lot 343 Plan EPS4459	812.01
410-1444 20TH AVE	SL 135 District Lot 343 Plan EPS4459	812.01
411-1444 20TH AVE	SL 136 District Lot 343 Plan EPS4459	812.01
408-1444 20TH AVE	SL 137 District Lot 343 Plan EPS4459	818.67
409-1444 20TH AVE	SL 138 District Lot 343 Plan EPS4459	818.67
406-1444 20TH AVE	SL 139 District Lot 343 Plan EPS4459	818.67
407-1444 20TH AVE	SL 140 District Lot 343 Plan EPS4459	812.01
404-1444 20TH AVE	SL 141 District Lot 343 Plan EPS4459	851.95
405-1444 20TH AVE	SL 142 District Lot 343 Plan EPS4459	758.76
403-1444 20TH AVE	SL 143 District Lot 343 Plan EPS4459	765.42
402-1444 20TH AVE	SL 144 District Lot 343 Plan EPS4459	758.76
401-1444 20TH AVE	SL 145 District Lot 343 Plan EPS4459	1,184.74
400-1444 20TH AVE	SL 146 District Lot 343 Plan EPS4459	1,151.46
422-1444 20TH AVE	SL 147 District Lot 343 Plan EPS4459	1,257.95
424-1444 20TH AVE	SL 148 District Lot 343 Plan EPS4459	1,896.91
423-1444 20TH AVE	SL 149 District Lot 343 Plan EPS4459	1,896.91
426-1444 20TH AVE	SL 150 District Lot 343 Plan EPS4459	1,870.29
425-1444 20TH AVE	SL 151 District Lot 343 Plan EPS4459	1,876.94
428-1444 20TH AVE	SL 152 District Lot 343 Plan EPS4459	1,890.26
427-1444 20TH AVE	SL 153 District Lot 343 Plan EPS4459	1,890.26
430-1444 20TH AVE	SL 154 District Lot 343 Plan EPS4459	1,976.78
429-1444 20TH AVE	SL 155 District Lot 343 Plan EPS4459	1,896.91
432-1444 20TH AVE	SL 156 District Lot 343 Plan EPS4459	1,983.44
431-1444 20TH AVE	SL 157 District Lot 343 Plan EPS4459	1,896.91
434-1444 20TH AVE	SL 158 District Lot 343 Plan EPS4459	1,883.60
433-1444 20TH AVE	SL 159 District Lot 343 Plan EPS4459	1,883.60
435-1444 20TH AVE	SL 160 District Lot 343 Plan EPS4459	1,970.13
436-1444 20TH AVE	SL 161 District Lot 343 Plan EPS4459	1,950.16
438-1444 20TH AVE	SL 162 District Lot 343 Plan EPS4459	1,311.20
437-1444 20TH AVE	SL 163 District Lot 343 Plan EPS4459	1,244.64
440-1444 20TH AVE	SL 164 District Lot 343 Plan EPS4459	1,896.91
439-1444 20TH AVE	SL 165 District Lot 343 Plan EPS4459	1,896.91
442-1444 20TH AVE	SL 166 District Lot 343 Plan EPS4459	1,896.91

CIVIC ADDRESS	LEGAL DESCRIPTION	EXEMPTION
441-1444 20TH AVE	SL 167 District Lot 343 Plan EPS4459	1,903.57
443-1444 20TH AVE	SL 168 District Lot 343 Plan EPS4459	1,896.91
444-1444 20TH AVE	SL 169 District Lot 343 Plan EPS4459	1,896.91
446-1444 20TH AVE	SL 170 District Lot 343 Plan EPS4459	1,257.95
445-1444 20TH AVE	SL 171 District Lot 343 Plan EPS4459	1,903.57
447-1444 20TH AVE	SL 172 District Lot 343 Plan EPS4459	1,896.91
101-1694 7TH AVE	STLT 2 DL 343 PL EPS5428	3,021.75
102-1694 7TH AVE	STLT 1 DL 343 PL EPS5428	3,101.62
103-1694 7TH AVE	STLT 3 DL 343 PL EPS5428	2,881.97
201-1694 7TH AVE	STLT 5 DL 343 PL EPS5428	3,028.40
202-1694 7TH AVE	STLT 4 DL 343 PL EPS5428	3,114.93
203-1694 7TH AVE	STLT 6 DL 343 PL EPS5428	3,028.40
301-1694 7TH AVE	STLT 8 DL 343 PL EPS5428	3,028.40
302-1694 7TH AVE	STLT 7 DL 343 PL EPS5428	3,114.93
303-1694 7TH AVE	STLT 9 DL 343 PL EPS5428	3,028.40
1811 Spruce Street	LOT 1 DISTRICT LOT 343 PLAN EPP54485	3,554.21
	TOTAL EXEMPTION	275,890.81

Permissive Tax Exemptions

The City may provide permissive tax exemptions to non-profit organizations as a means of achieving its economic, social, and cultural objectives related to enhancing the community's quality of live and delivering services economically. There is no obligation on the part of Council to grant exemptions.

In 2021, the total value of tax exemptions granted by Council was \$1.98 million.



NON PROFIT	LEGAL DESCRIPTION	CIVIC ADDRESS	EXEMPTION AMOUNT
Aboriginal Housing Society	LOT 6 DISTRICT LOT 343 PLAN 18815	1919 17th Avenue	33,013.19
AiMHi - Prince George Association for Community Living	LOT 13 BLOCK 110 DISTRICT LOT 343 PLAN 1268	1686 -1680 Burden St	2,302.92
AiMHi - Prince George Association for Community Living	LOT 11 BLOCK K DISTRICT LOT 936 PLAN 10005	1873 Garden Dr	2,163.14
AiMHi - Prince George Association for Community Living	LOTS 3-4 BLOCK 81 DISTRICT LOT 937 PLAN 752	269 Kelly Street	1,883.60
AiMHi - Prince George Association for Community Living	LOT 56 DISTRICT LOT 938 PLAN 9107	2655 Hammond Ave	1,518.86
AiMHi - Prince George Association for Community Living	LOT 85 DISTRICT LOT 938 PLAN 9107	2720 Hammond Ave	1,767.12
AiMHi - Prince George Association for Community Living	LOT 19 DISTRICT LOT 937 PLAN 13198	167 Patterson St S	2,189.77
AiMHi - Prince George Association for Community Living	LOT 70 DISTRICT LOT 1427 PLAN 21638	127 Duncan Place	2,469.31
AiMHi - Prince George Association for Community Living	LOT 37 DISTRICT LOT 1427 PLAN 15089	501 Radcliffe Dr	2,482.62
AiMHi - Prince George Association for Community Living	LOT A DISTRICT LOT 2507 PLAN BCP35414	950 Kerry St	30,781.85
AiMHi - Prince George Association for Community Living	LOT 9 DISTRICT LOT 2507 PLAN 20258	1350 Genevieve Cres	2,069.96
AiMHi - Prince George Association for Community Living	LOT 66 DISTRICT LOT 2507 PLAN 20258	4249 Davie Ave	2,243.01

NON PROFIT	LEGAL DESCRIPTION	CIVIC ADDRESS	EXEMPTION AMOUNT
AiMHi - Prince George Association for Community Living	LOT 112 DISTRICT LOTS 2507 AND 2610 PLAN 20829	4212 Ness Ave	2,169.80
AiMHi - Prince George Association for Community Living	LOT 67 DISTRICT LOT 2507 PLAN 15185	1250 Parsnip Cres	2,109.90
AiMHi - Prince George Association for Community Living	LOT A DISTRICT LOT 2608 PLAN 19970	4404 1st Ave	1,528.84
AiMHi - Prince George Association for Community Living	LOT 35 DISTRICT LOT 2608 PLAN 20043	4440 1st Ave	1,556.80
AiMHi - Prince George Association for Community Living	LOT 36 DISTRICT LOT 2608 PLAN 20043	4444 1st Ave	1,552.14
AiMHi - Prince George Association for Community Living	LOT 11 DISTRICT LOT 482 PLAN 22883	341 Mullett Cres	2,036.68
AiMHi - Prince George Association for Community Living	LOT 7 DISTRICT LOT 482 PLAN 22902	4703 Freimuller Ave	2,635.71
AiMHi - Prince George Association for Community Living	LOT 73 DISTRICT LOT 2507 PLAN 22108	386 Green Place	3,347.88
AiMHi - Prince George Association for Community Living	LOT 136 DISTRICT LOT 2507 PLAN 20916	4358 Eaglenest Cres	2,555.84
AiMHi - Prince George Association for Community Living	LOT A DISTRICT LOT 2610 PLAN 22059	483 Brigade Dr	1,863.63
AiMHi - Prince George Association for Community Living	LOT B DISTRICT LOT 2610 PLAN 22059	475 Brigade Dr	1,823.70
AiMHi - Prince George Association for Community Living	LOT 25 DISTRICT LOT 2507 PLAN 21450	4255 Trapper Ave	2,495.94
AiMHi - Prince George Association for Community Living	LOT 1 DISTRICT LOT 8174 PLAN 27831	2690 Ospika Blvd	3,254.70
AiMHi - Prince George Association for Community Living	LOT 44 DISTRICT LOT 8172 PLAN 18944	2471 Lisgar Cres	2,502.59
AiMHi - Prince George Association for Community Living	LOT 68 DISTRICT LOT 8178 PLAN 20375	2896 Sycamore Cres	2,109.90
AiMHi - Prince George Association for Community Living	LOT 276 DISTRICT LOT 2611 PLAN 21607	4057 Campbell Ave	2,076.62
AiMHi - Prince George Association for Community Living	LOT 1 DISTRICT LOT 777 PLAN 18598	2440 Abbott Cres	1,557.46
AiMHi - Prince George Association for Community Living	LOT 15 DISTRICT LOT 913 PLAN 16511	128 Aitken Cres	1,870.29
AiMHi - Prince George Association for Community Living	PARCEL B (PL20543) BLOCK 6 DISTRICT LOT 933 PLAN 727	930-940 LaSalle Ave	3,015.76
AiMHi - Prince George Association for Community Living	LOT 44 DISTRICT LOT 754 PLAN 22374	7742 Lemoyne Pl	2,056.65
AiMHi - Prince George Association for Community Living	LOT 2 DISTRICT LOT 2003 PLAN PGP36193	6899 O'Grady Rd	3,407.78
AiMHi - Prince George Association for Community Living	LOT 50 DISTRICT LOT 2426 PLAN 20751	10057 Kelly Rd N	2,836.05
AiMHi - Prince George Association for Community Living	LOT 1 DISTRICT LOT 4041 PLAN 15791	3990 Northwood Pulpmill Rd	3,331.91
AiMHi - Prince George Association for Community Living	LOT 3 DISTRICT LOT 4047 PLAN 34879	3036 Seton Cres	2,662.33
AiMHi - Prince George Association for Community Living	LOT 31 DISTRICT LOT 4048 PLAN 20604	6839 Lilac Cres	2,076.62
AiMHi - Prince George Association for Community Living	LOT 207 DISTRICT LOT 2608 PLAN 22362	4333 Galinis Ave	2,955.19
AWAC-An Association Advocating for Women and Children	LOT 2 DISTRICT LOT 343 PLAN BCP1317	144 George St	23,424.16

NON PROFIT	LEGAL DESCRIPTION	CIVIC ADDRESS	EXEMPTION AMOUNT
Canadian Cancer Society	LOT 1 DISTRICT LOT 343 PLAN 18364	1100 Alward St	160,746.04
Canadian Mental Health Association	LOT 18-19 BLOCK 23 DISTRICT LOT 933 PLAN 727	2816 Norwood St	1,627.81
Canadian Mental Health Association	LOT 3 DISTRICT LOT 933 PLAN 24282	2652 Moss Ave	1,960.14
Canadian Red Cross Society, The	LOTS 1-2 BLOCK 172 DISTRICT LOT 343 PLAN 1268	1399 6th Ave	32,067.82
Carefree Society	LOT 9-11 BLOCK 26 DISTRICT LOT 933 PLAN 727	2832 Queensway	3,797.68
Carney Hill Neighbourhood Centre Society	PARCEL A (PN13508) BLOCK 6 DISTRICT LOT 932 PLAN 796	2105 Pine St	2,411.41
Carrier Sekani Family Services	LOT 1- 5 BLOCK 148 DISTRICT LOT 343 PLAN 1268	987 4th Ave	16,733.87
Carrier Sekani Family Services	LOT 15 DISTRICT LOT 482 PLAN 22883	357 Mullet Cr	2,502.59
Carrier Sekani Family Services	LOT 26 DISTRICT LOT 753 PLAN 25686	2668 Hollandia Dr	2,369.48
Carrier Sekani Family Services	LOT 8-10 BLOCK 137 DISTRICT LOT 343 PLAN 1268	835 3rd Ave	11,296.99
Carrier Sekani Family Services	LOT 5 BLOCK K DISTRICT LOT 777 PLAN 5566	2025 Victoria St	5,501.99
Cerebral Palsy Association of Prince George and District (Child Development Centre)	LOT A DISTRICT LOT 777 PLAN 21321	1687 Strathcona Ave	8,856.90
Child Development Centre of Prince George and District Association	LOT 1-2 BLOCK 12 DISTRICT LOT 777 PLAN 649	2315 Spruce Street	3,374.45
Emmaus Place Society	LOT 5 DISTRICT LOT 2003 PLAN 13729	6373 Hillcrest Place	2,515.90
Fraser Fort George Museum Society	LOT A DISTRICT LOT 343 PLAN PGP46330 & DISTRICT LOT 417	333 Becott Place	55,259.98
Hart Highlands Winter Club	LOT A DISTRICT LOT 4047 PLAN 16588, EXCEPT PLANS 17497, 26390 AND 26391	3740 Winslow Dr	4,789.85
Hart Highlands Winter Club	LOT B DISTRICT LOT 4047 PLAN 17956	6168 Crown Dr	1,204.71
Hart Pioneer Centre Association	LOT 1 DISTRICT LOT 4047 PLAN PGP42458	6986 Hart Highway	12,224.84
Immigrant and Multicultural Services Society of Prince George	LOT 16-19 BLOCK 21 DISTRICT LOT 343 PLAN 1268	1270 2nd Ave	19,598.81
Immigrant and Multicultural Services Society of Prince George	LOT 13-15 BLOCK 21 DISTRICT LOT 343 PLAN 1268	1240 2nd Ave	4,736.92
Intersect Youth & Family Services Society	LOT 19-20 & PARCEL A BLOCK 44 DISTRICT LOT 343 PLAN 1268	1294 - 1288 3rd Ave	19,110.47
Intersect Youth & Family Services Society	PARCEL A BLOCK 166 DISTRICT LOT 343 PLAN 1268	1077 5th Avenue	2,280.56
Le Cercle Des Canadiens Francais de Prince George	LOT 1 DISTRICT LOT 343 PLAN 17963	1752 Fir St	3,665.82
Tano T'enneh General Partner Corporation	LOT 8-12 BLOCK 129 DISTRICT LOT 343 PLAN 1268	355 Vancouver	40,841.70
Nature Trust of British Columbia	DISTRICT LOT 2097 EXCEPT PLAN 27069 28358 PGP36539	North Nechako Rd	148.43
Nature Trust of British Columbia	LOT 1 DISTRICT LOT 2113 PLAN 34582	9927 Ferguson Lake Rd	221.38
Nature Trust of British Columbia	LOT 2 DISTRICT LOT 2421 PLAN 34582	9915 Ferguson Lake Rd	256.25
Northern John Howard Society of BC	LOT 23 BLOCK 21 DISTRICT LOT 343 PLAN 1268	150 - 154 Quebec St	7,959.98
Phoenix Transition Society	LOT 21-22 BLOCK 204 DISTRICT LOT 343 PLAN 1268	1770 11th Ave	-
Phoenix Transition Society	BLOCK 204 DISTRICT LOT 343 PLAN 1268 PARCEL C, (PG10105)	1780 11th Ave	1,337.82

NON PROFIT	LEGAL DESCRIPTION	CIVIC ADDRESS	EXEMPTION AMOUNT
Phoenix Transition Society	LOT 3-4 BLOCK 207 DISTRICT LOT 343 PLAN 1268	1775 11th Ave	1,823.70
Phoenix Transition Society	LOT 5-6 BLOCK 207 DISTRICT LOT 343 PLAN 1268	1765 11th Ave	1,990.09
Phoenix Transition Society	"LOT 11-12 BLOCK 3 DISTRICT LOT 937 PLAN 752 "	715 -709 Ewert St	3,361.19
Prince George & District Elizabeth Fry Society	PARCEL B (PB 14013) OF BLOCK 93 DISTRICT LOT 343 PLAN 1268	1220 Lethbridge St	3,333.91
Prince George & District Elizabeth Fry Society	LOT 4-5 BLOCK 161 DISTRICT LOT 343 PLAN 1268	1575 5th ave	23,554.38
Prince George & District Elizabeth Fry Society	AIR SPACE PARCEL 1 DISTRICT LOT 343 CARIBOO DISTRICT AIR SPACE PLAN BCP45794.	1373 6th Ave	6,516.06
Prince George Activator Society	LOT 17-19 BLOCK 28 DISTRICT LOT 343 PLAN 1268	770 - 760 Second Ave	9,591.05
Prince George Alano Society	DISTRICT LOT 343 PLAN BCP19859 PARCEL A	725 Alward St	2,127.87
Prince George Brain Injured Group	LOT 10-12 BLOCK 135 DISTRICT LOT 343 PLAN 1268	1046-1070 4th Ave	13,852.65
Prince George Christian Outreach Building Society	LOT 12 BLOCK 43 DISTRICT LOT 343 PLAN 1268	1164 3rd Ave	4,753.20
Prince George Golf & Curling Club	PARCEL 1 DISTRICT LOT 8173 PLAN BCP10189	2565 Recplace Dr	163,807.43
Prince George Golf & Curling Club	LOT B DISTRICT LOTS 8173 AND 8180 PLAN EPP31314	2601 Recplace Dr	39,392.95
Prince George Hospice Society	LOT 2 DISTRICT LOT 913 PLAN EPP50874	3089 Clapperton St	11,314.91
Prince George Hospice Society	LOT 1 DISTRICT LOT 913 PLAN PGP46312	1506 Ferry Ave	8,611.10
Prince George Italian Club	LOT 10 BLOCK 164 DISTRICT LOT 343 PLAN 1268	1209 5th Avenue	4,316.95
Prince George Knight's Society	LOT 130 DISTRICT LOT 754 PLAN 23862 EXCEPT PLAN 24257	7201 St Lawrence Ave	18,003.56
Prince George Masonic Temple Ltd	LOT 1-2 BLOCK 154 DISTRICT LOT 343 PLAN 1268	480 450 Vancouver St	5,234.44
Prince George Native Friendship Centre	STRATA LOT 1 DISTRICT LOT 343 PLAN EPS3168	140 Quebec Street Unit 101	2,768.83
Prince George Native Friendship Centre	LOT 4-5 BLOCK 23 DISTRICT LOT 343 PLAN 1268	171 George St	6,083.43
Prince George Native Friendship Centre	LOT 6 BLOCK 23 DISTRICT LOT 343 PLAN 1268	191 George St	2,064.06
Prince George Native Friendship Centre	LOT 1 DISTRICT LOT 343 PLAN BCP1317	138 George St	21,487.07
Prince George Native Friendship Centre	PARCEL A BLOCK 48 DISTRICT LOT 343 PLAN 1268	1600 3rd Ave	99,898.58
Prince George Native Friendship Centre	BLOCK 126 DISTRICT LOT 343 PLAN 1268 PARCEL F	1945 3rd Ave	2,096.59
Prince George Native Friendship Centre	LOT 5-6 BLOCK 29 DISTRICT LOT 937 PLAN 752	657 Douglas St	3,381.16
Prince George Native Friendship Centre	LOT 47 DISTRICT LOT 2608 PLAN 19520	122 - 110 Anderson St	2,163.14
Prince George Rod & Gun Club	BLOCK A DISTRICT LOT 1604	9444 Hartman Rd	4,511.30
Salvation Army Centre of Hope, The	LOT A DISTRICT LOT 936 PLAN 16524	3500 18th Ave	37,358.19
Seventh Day Adventist Church(BC Conference)(School)	DISTRICT LOT 3050 PLAN 8332 PARCEL A, (F15212)	3310 Sutherland Rd	4,552.98
Sources Community Resources Society	PARCEL A (PK40262) BLOCK 162 DISTRICT LOT 343 PLAN 1268	575 Brunswick St	13,396.86
St John Council for BC Properties	LOT 18-20 BLOCK 36 DISTRICT LOT 343 PLAN 1268	470 3rd Ave	12,485.29
St John Society(BC&Yukon)	BLOCK 36 DISTRICT LOT 343 PLAN 1268 PARCEL A EXCEPT PLAN EPP78234	450 3rd Ave	6,267.06

NON PROFIT	LEGAL DESCRIPTION	CIVIC ADDRESS	EXEMPTION AMOUNT
St. Patrick's House Society	LOT 18 DISTRICT LOT 343 PLAN 18815	1735 Yew St	1,876.94
St. Vincent de Paul Society St. Francis of Assissi Conference	LOT 10-12 BLOCK 21 DISTRICT LOT 343 PLAN 1268	1224-1204 2nd Ave	13,738.70
St. Vincent de Paul Society St. Francis of Assissi Conference	LOT 6-7 BLOCK 129 DISTRICT LOT 343 PLAN 1268	1645-1647 3rd Ave	6,381.01
Timbers Community Church(Christian & Missionary Alliance	LOT 6 BLOCK 130 DISTRICT LOT 343 PLAN 1268	1553-1557 3rd Ave	6,314.92
Yalenka Ukrainian Cultural Society	LOT B DISTRICT LOT 343 PLAN PGP35939	933 Patricia Blvd	3,208.41
		TOTAL FOR NON PROFIT	1,170,720.75

PUBLIC WORSHIP	LEGAL DESCRIPTION	CIVIC ADDRESS	EXEMPTION AMOUNT
BC Muslim Association	LOT 2 DISTRICT LOT 482 PLAN BCP24787	4668 5th Avenue	3,360.22
Church of Acts 29	LOT A DISTRICT LOT 2507 PLAN 17170	1011 Ospika Blvd S	1,104.87
Central Fellowship Baptist Church of Prince George	LOT A DISTRICT LOT 1426 PLAN 19306 EXCEPT PLAN 23321, & EXC PL BCP39433	2840 Clapperton St	1,151.46
Christian Reformed Church of Prince George	PARCEL A (B15357) OF BLOCK 328 DISTRICT LOT 343 PLAN 1268	1905 Willow St	8,033.11
Church of Jesus Christ of Latter Day Saints in Canada	LOT A DISTRICT LOT 2610 PLAN 16764	4180 5th Ave	10,165.58
College Heights Baptist Church	LOT A DISTRICT LOT 753 PLAN 23249	5401 Moriarty Cres	7,873.85
East Hart Congregation of Jehovah's Witnesses, Trustees For	LOT B DISTRICT LOT 4047 PLAN 17869	6720 Dagg Rd	1,745.16
Evangelical Free Church of Prince George	LOT 17 DISTRICT LOT 482 PLAN 22108	4590 5th Ave	1,492.90
Faith Alive Fellowship Inc	LOT 2 DISTRICT LOT 4040 PLAN 8831	3400 Hart Hwy	1,080.91
First Baptist Church(Conv of Baptist Churches of BC)	BLOCK 56 DISTRICT LOT 937 PLAN PGP48070 PARCEL 1	483 Gillett St	2,343.76
Fort George Baptist Church	LOT 6-10 BLOCK 162 DISTRICT LOT 936 PLAN 696	3035 15th Ave	8,790.16
Fort George Baptist Church	LOT 1-4 BLOCK A DISTRICT LOT 936 PLAN 10005	1600 Johnson St	11,311.14
Fraser Basin Property Society (St. Michael's and All Angels' Church)	LOT 6 BLOCK 161 DISTRICT LOT 343 PLAN 1268	1553 5th Ave	2,081.97
Fraser Basin Property Society (St. Michael's and All Angels' Church)	LOTS 9 - 12 BLOCK 161 DISTRICT LOT 343 PLAN 1268	1505 5th Ave	5,690.73
Gateway Christian Ministries	LOT B DISTRICT LOT 343 PLAN 22292	2055 20th Ave	5,730.67
Grace Anglican Church-Fraser Basin Property Soc	LOT 1 DISTRICT LOT 2611 PLAN 32510	2640 Goheen St	2,304.11
Greek Orthodox Church(Hellenic Community)	LOT 101 DISTRICT LOT 2507 PLAN 20916	511 Tabor Blvd S	1,251.30
Guru Nanak Darbar Sikh Society	LOT A DISTRICT LOT 905 PLAN 30226 SEE INLAND NATURAL GAS R/W PLAN 28726	4292 Davis Rd	1,198.71
Guru Nanak Darbar Sikh Society	DISTRICT LOT 905 PLAN BCP25530 PARCEL 1	4298 Davis Rd	2,189.28
Gurugobind Singh Temple Association	LOT A DISTRICT LOT 937 PLAN EPP15400	443 Kelly St S	2,748.86
Hart Pentecostal Church (Pentecostal Assemblies of Canada)	LOT 43 DISTRICT LOT 4047 PLAN 11088, EXCEPT PLAN 29887	6912 Hart Hwy	1,909.45
Hartland Baptist Church, Inc	PARCEL 1 DISTRICT LOT 4047 PLAN BCP8052	6599 Driftwood Rd	1,723.86
Heritage Free Presbyterian Church	LOT 9 DISTRICT LOT 4047 PLAN 17497 EXCEPT PLAN 18389, & EXC PL 19548	4020 Balsum Rd	2,448.56

PUBLIC WORSHIP	LEGAL DESCRIPTION	CIVIC ADDRESS	EXEMPTION AMOUNT
Kelly Road Gospel Chapel	LOT 6 DISTRICT LOT 4047 PLAN 11058	7046 Kelly Rd S	1,291.23
Kingdom Hall of Jehovah's Witnesses, Trustees of Spruceland Congregation	LOT 2 DISTRICT LOT 2507 PLAN EPP84493	4336 15th Ave	1,349.80
Lakewood Alliance(Christian and Missionary Alliance)	LOT 1 DISTRICT LOT 2610 PLAN 16227	4001 5th Ave	1,973.45
Our Saviour's Lutheran Church	LOT A DISTRICT LOT 8171 PLAN 32714 & DL 8174	3590 Dufferin Ave	1,158.11
Overcoming Faith Centre Inc	LOT 1 DISTRICT LOT 2003 PLAN PGP37292	4520 Wheeler Rd	3,526.45
Prince George City Church	LOT 1 BLOCK 59 DISTRICT LOT 343 PLAN BCP3891	439 Cassiar St	2,002.20
Prince George Gospel Chapel	LOT 11-12 BLOCK 239 DISTRICT LOT 343 PLAN 1268	1590 Queensway	770.75
Prince George Mission	LOT B DISTRICT LOT 2507 PLAN PGP46838	4110 15th Ave	2,529.22
Prince George Pentecostal Church (Prince George Tabernacle Society)	LOT 44 DISTRICT LOT 2610 PLAN 16510	497 Ospika Blvd S	1,795.74
Roman Catholic Episcopal Pr Rupert - Immaculate Conception Church/School	LOT 1 DISTRICT LOT 1605 PLAN PGP36549 EXCEPT PLAN PGP43062, & DL 2003	3285 Cathedral Ave	1,602.06
Roman Catholic Episcopal Pr Rupert - Sacred Heart	LOT 1 DISTRICT LOT 343 PLAN BCP1869	887 785 Patricia Blvd	459.25
Roman Catholic Episcopal Pr Rupert - Christ our Saviour	LOT 48 DISTRICT LOT 4048 PLAN 20605 EXCEPT PLAN 23818	4514 Austin Rd West	1,534.17
Roman Catholic Episcopal Pr Rupert - Diocesan Centre	PARCEL 1 DISTRICT LOT 2003 PLAN 29709	6500 Southridge Ave	124,057.08
Roman Catholic Episcopal Pr Rupert - Sacred Heart	LOT 1-6 BLOCK 233 DISTRICT LOT 343 PLAN 1268	1453 1387 Hemlock St	5,860.11
Roman Catholic Episcopal Pr Rupert - St Mary's	LOT 1 DISTRICT LOT 1429 PLAN 19663	1088 Gillett St	5,388.04
Salvation Army Community Church, The	LOT 22 DISTRICT LOT 2507 PLAN 16227 & DL 2610	777 Ospika Blvd	4,586.05
Seventh-Day Adventist Church-BC Corporation of the	LOT 1 DISTRICT LOT 2507 PLAN 22703	4388 15th Ave	1,792.42
St. George's Ukrainian Catholic Church(Ukrainian Catholic Episcopal Corp of Western Canada)	LOT 78 DISTRICT LOT 8171 PLAN 18944 & DL 8172.	2414 Vanier Dr	812.01
St. Giles Presbyterian Church, Trustees of the Congregation of	LOT 1 DISTRICT LOT 343 PLAN 14198	1500 Edmonton St	2,456.00
St. Michael's Ukrainian Greek Orthodox Church, Trustees of	LOT 1 DISTRICT LOT 8182 PLAN 23648	2793 Range Rd	1,043.63
The Bible Missionary Church, Trustees of the Congregation of	PARCEL A (115262M) DISTRICT LOT 7645 PLAN 8285 EXCEPT PLAN 29483	1990 Houghtaling Rd	630.97
The Well - A Gathering Place(Fellowship)	LOT 1 DISTRICT LOT 2507 PLAN EPP84493	4350 15th Avenue	1,219.35
Trinity United Church, Trustees of the Congregation of	LOT 11-16 BLOCK 153 DISTRICT LOT 343 PLAN 1268	1448 5th Ave	4,213.14
Trinity United Church, Trustees of the Congregation of	LOT 1 DISTRICT LOT 937 PLAN 16091	3555 5th Ave	1,908.23
Trinity United Church, Trustees of the Congregation of	LOT 1-3 DISTRICT LOT 937 PLAN 18167	614 Zelkaws Ave	3,346.77
Westside Family Fellowship Society	LOT 1 DISTRICT LOT 1599 PLAN 31597 EX STAT R/W PLAN 32425	3791 Highway 16 W	453.93
Westwood Mennonite Brethern Church(BC Conference of the Mennonite Brethren Churches)	DISTRICT LOT 8174 PLAN BCP31092 PARCEL 1	2658 Ospika Blvd S	4,412.82
Zion Lutheran Church of Prince George	LOT 1 DISTRICT LOT 1427 PLAN 21753	180 Tabor Blvd	342.78
		TOTAL FOR PUBLIC WORSHIP	270,246.36

TENANT	LEGAL DESCRIPTION	CIVIC ADDRESS	EXEMPTION AMOUNT
6 & 4 Slo-Pitch League Society	LOT A DISTRICT LOT 4051 PLAN BCP20972 L	2757 3303 North Nechako Rd	20,317.15
Blackburn Community Association	LOT 1 DISTRICT LOT 1543 PLAN 19672	2451 Blackburn Rd S	2,178.28
Blackburn Community Association	LOT 1 DISTRICT LOT 1543 PLAN 19672	2455 Blackburn Rd S	9,820.06
Caledonia Nordic Ski Club	BLOCK C & D DISTRICT LOT 4340 L	8141 Otway Rd	16,688.48
Caledonia Nordic Ski Club	LOT A, DISTRICT LOT 4202	Otway	13,591.20
Central BC Railroad Preservation & Museum Society	LOT 26 DISTRICT LOT 1511 PLAN 25047	850 River Rd	18,387.01
Dusty Trail Riders Club	THE SOUTH WEST 1/4 OF DISTRICT LOT 1594, EXCEPT PLANS 19036, 20849, 20957, 26318, AND BCP1167	10597 Blackwater Road	1,755.84
Elder Citizens Recreation Association	LOT A DISTRICT LOT 343 PLAN EPP42717	1692 10th Ave	25,556.71
Emergency Measures Program-Search and Rescue Corp	LOT A DISTRICT LOT 4040 PLAN 14962.	4057 Hart Highway	5,314.79
Fraternal Order of Eagles	DISTRICT LOT 4047 PLAN BCP17734 PARCEL 1	6742 Dagg Rd	3,709.92
Hart Community Centre Society	LOT A DISTRICT LOT 4048 PLAN 28335	4900 West Austin Rd	23,375.32
Kinsmen Club of Prince George	LOT A DISTRICT LOT 2610 PLAN 30007	777 Kinsmen Pl	15,639.78
Nechako Karate Club Advisory	LOT 1-6 BLOCK 26 DISTRICT LOT 933 PLAN 727	1175 Village Ave	6,625.18
Prince George & District Community Arts Council (Studio 2880)	LOT 2 DISTRICT LOT 1429 CARIBOO DISTRICT PLAN EPP72370	2880 2820 15th Ave	12,534.12
Prince George & District Senior Citizens Activity Centre Society	LOT 7-10 BLOCK 153 DISTRICT LOT 343 PLAN 1268	425 Brunswick St	14,438.66
Prince George Amateur Radio Club	PARCEL Y DISTRICT LOTL 777 PLAN 649, LOT 2 DISTRICT LPOT 777 PLAN 10024	2424 Hwy 97	232.78
Prince George Auto Racing Association	BLOCK C DISTRICT LOT 2155	3645 Highway 16 East	2,989.44
Prince George Baseball Assoc-Senior Div	LOT 2 DISTRICT LOTS 777 AND 1430 PLAN 17961	2445 Del Laverdure Way	40,227.62
Prince George Gymnastics Society-Exhibition Park	DISTRICT LOT 2508 PLAN 33840 PARCEL 1, PT OF PCL 1	4175 18th Avenue	6,310.09
Prince George Horse Society-Exhibition Park Barns	PARCEL 1 DISTRICT LOTS 2508 AND 2611 PLAN 33840, BLOCK C DISTRICT LOT 2508	4199 18th Ave	15,815.08
Prince George Senior Women's Fastball Association	LOT 1 DISTRICT LOT 1429 PLAN 21372	2825 12th Ave	1,826.10
Prince George Minor Girls Fastball	LOT 2 DISTRICT LOTS 777 AND 1430 PLAN 17961	2308 Del Laverdure Way	3,794.81
Prince George Minor Girls Fastball	LOT 1 DISTRICT LOT 1429 PLAN 21372 - PG MINOR GIRLS SOFTBALL - FREEMAN PARK	2825 12th Ave	1,234.63
Prince George Minor Girls Fastball	LOT 1 DISTRICT LOT 1429 PLAN 21372	2825 12th Ave	1,307.44
Prince George Tennis Club-Recreation Place Park	LOT A DISTRICT LOTS 8173 AND 8180 PLAN EPP31314	2589 Recplace Dr	25,670.89
Prince George Women's Soccer Association	LOT 3 BLOCK 2 DISTRICT LOT 2508 PLAN 837	4222 18th Ave	5,816.73
Prince George Youth Baseball Association	LOT 2 DISTRICT LOTS 777 AND 1430 PLAN 17961 EXCEPT PLANS 19756, 21708, 22207 AND PGP43681	2214 Del Laverdure Way	7,237.43
Prince George Youth Baseball Association	LOT A DISTRICT LOT 4047 PLAN 17956 EXCEPT PLAN 23955.	4055 Balsum Rd	1,859.08
Prince George Youth Baseball Association	PARCEL Z, DISTRICT LOT 417, PLAN 1409 EXCEPT PLANS 12977 AND 32450	755 20th Avenue	1,299.78
Prince George Youth Baseball Association	LOT 520 DISTRICT LOT 936 PLAN 15185	3655 Rainbow Dr	1,565.75

TENANT	LEGAL DESCRIPTION	CIVIC ADDRESS	EXEMPTION AMOUNT
Prince George Youth Baseball Association	LOT A DISTRICT LOT 4048 PLAN 26729	4855 Heather Rd	7,154.16
Prince George Youth Soccer Association	LOT 1 DISTRICT LOT 2508 PLAN 17575	4111 15th Ave	24,442.77
REAPS - Fort George Park	DISTRICT LOT 343 PLAN 1268 PARCEL X (PL17962), EXCEPT PLAN 17963	1950 Gorse St	1,728.73
REAPS - Fort George Park (Composting area)	LOT 1 DISTRICT LOT 343 PLAN 32450 EXCEPT PLAN PGP46330.	750 20th Avenue	670.40
Royal Canadian Legion Connaught Gymnasium Youth Centre	LOT 1 DISTRICT LOT 343 PLAN 31887	1491 17th Ave	22,896.06
Spruce Capital Karting Association	BLOCK D DISTRICT LOT 2155	Highway 16 E	1,138.15
Spruce City Mens Fastball	LOT 2 DISTRICT LOTS 777 AND 1430 PLAN 17961	2210 Massey Dr	7,058.76
Spruce City Minor Boys Softball	LOT 2 DISTRICT LOTS 777 AND 1430 PLAN 17961	2428 Del Laverdure Way	9,295.09
Spruce City Wildlife Association	PARCEL A (U41172) BLOCK 1 DISTRICT LOT 1511 PLAN 1391	1384 River Road	4,476.47
Super Trak BMX Society	LOT 2 DISTRICT LOTS 777 AND 1430 PLAN 17961	2323 Del Laverdure Way	5,867.67
Two Rivers Gallery(Prince George Regional Art Gallery Association)	LOT 2 DISTRICT LOT 343 PLAN EPP34406	725 Canada Games Way	86,778.44
YMCA	LOT A DISTRICT LOT 1430 PLAN 21708 R/W PL 21720 21783.	2020 Massey Dr	62,879.62
		TOTAL FOR TENANT	541,506.46
		TOTAL	1,982,473.57



CITY OF
PRINCE GEORGE

1100 Patricia Blvd., V2L 3V9 | p 250.561.7600 · 311 | www.princegeorge.ca

 @CityofPG  /CityofPG  @CityofPG