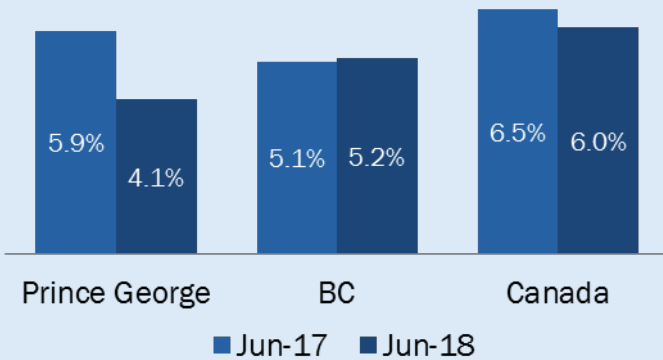
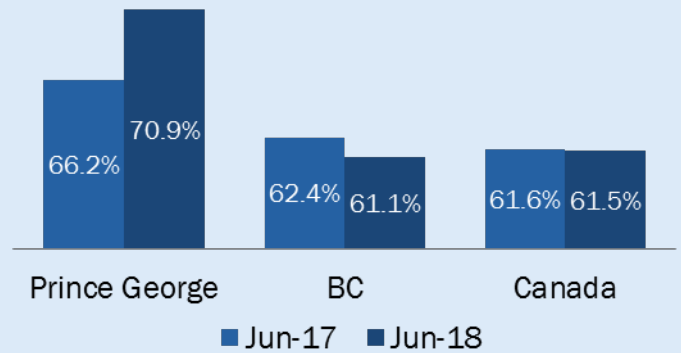


### EMPLOYMENT

Unemployment Rate



Employment Rate



Cariboo economic development region



84,200  
EMPLOYED



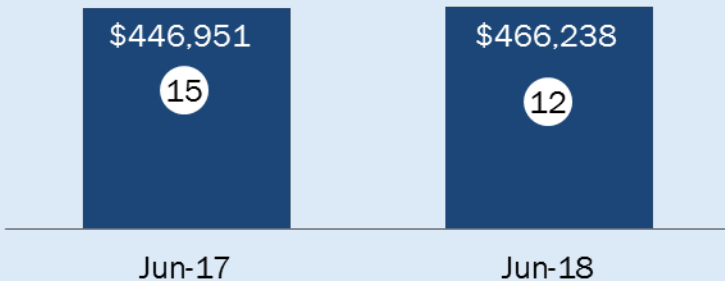
100  
JOBS

Cariboo region employment in:

- Construction increased by 700 jobs and Primary and Secondary increased by 700 jobs
- Food Services and Drinking Places decreased by 600 jobs and Social Assistance decreased by 700.

### REAL ESTATE

■ Avg house sale    ● # New houses sold



### HOUSING CONSTRUCTION

Dwelling Type	Jun-17	Jun-18
SFD Starts	13	20
MFD Starts	3	5
SFD Completions	3	6
MFD Completions	2	35

### BUILDING PERMITS



Jun-17  
69 - \$14.8M

Jun-18  
50 - 44.7M



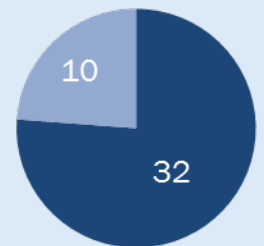
202%

Permit Type	Jun-17	Jun-18
Commercial	\$4,076,988	\$6,310,500
Industrial	\$18,400	\$0
Institutional	\$214,500	\$28,707,950
Residential	\$10,488,828	\$9,674,325

### BUSINESS LICENSES

June 2018

■ New  
■ Renewal



### PASSENGERS



Jun-17  
38,377

Jun-18  
38,544



0.4%