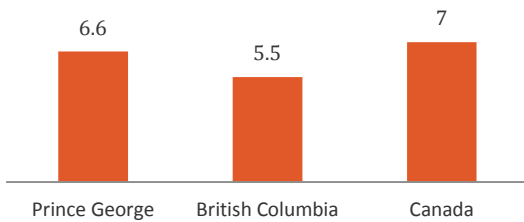




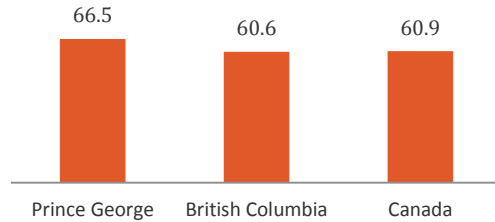
September 2016

Employment

Unemployment Rate (August 2016)



Employment Rate (August 2016)



In August 2016, Prince George’s unemployment rate was 6.6%, a decrease of 1% when compared to the same month last year. The unemployment rate was higher than both the provincial rate of 5.5% but lower than the national rate of 7%.

Prince George’s employment rate in August 2016 was 66.5%, a decrease from the same month last year when it was 67.2%. The employment rate was higher than the national rate of 60.9% and BC’s 60.6%.

In August 2016, total employment in the Cariboo Economic Development region was 79,800. This represented a net increase of 400 jobs when compared to the previous month. Wholesale and Retail Trade and Public Administration saw the highest increase with the addition of 400 jobs in each category. Educational Services had the highest decrease with the loss of 800 jobs.

(Sources: Statistics Canada Labour Force Estimates; Statistics Canada Employment by Industry Cariboo Region; BC Stats Labour Force Statistics Data;)

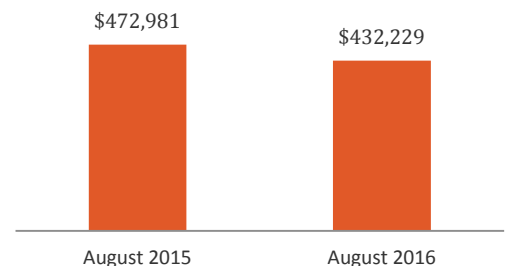
Real Estate

5 newly constructed single detached houses were sold in Prince George in August 2016 at an average price of \$472,981. This is in comparison to 8 newly constructed single detached houses sold in August 2015 at an average price of \$432,229.

Home sales in Northern BC totaled 427 units in August 2016, an increase of 8.1% from August 2015. The average price of homes sold in Northern BC was \$264,902 in August 2016, a decrease of 4.5% from August 2015. Dollar value of home sales totaled \$116 million up 3.3% from the same month last year.

(Source: BC Northern Real Estate Board; Canada Mortgage and Housing Corporation)

Average Price of New SFDs Sold



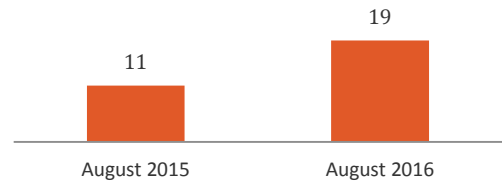
Housing Construction

There were 21 (19 SFDs, 2 multiples) total housing starts in Prince George during August 2016, an increase as compared to 12 (11 SFDs, 1 multiple) starts in August 2015. The number of completions also increased from 6 (all SFDs) in August 2015 to 20 (16 SFDs, 4 multiples) in August 2016.

Across BC, housing starts increased by 28% from 2,251 (853 SFDs) in August 2015, to 2,886 (901 SFDs) in August 2016. Conversely, the total number of completions decreased by 9% from 2,286 (702 SFDs) in August 2015 to 2,070 (777 SFDs) in August 2016.

(Source: Canada Mortgage and Housing Corporation)

New SFD Construction Starts



Building Permits

The City of Prince George issued 58 building permits valued at \$5.8 million in August 2016 including \$532 thousand in commercial and industrial permits, \$4.2 million for new single-family detached units, and \$1.1 million in all other permits. This is a 16% increase over August of 2015 when 45 permits were issued valued at \$5 million.

(Source: City of Prince George)

Building Permits	Building Permits Value (millions)
58	\$5.8

Business Licenses

The City of Prince George received 29 new business license applications and 33 renewal applications in August 2016.

(Source: City of Prince George)

New Business Licenses	Business License Renewals	Total
29	33	62

Airport Passenger Volumes

37,911 passengers moved through the Prince George International Airport in August 2016, an increase of 3.4% from August 2015.

(Source: Prince George Airport Authority)

Prince George Air Passenger Volume

