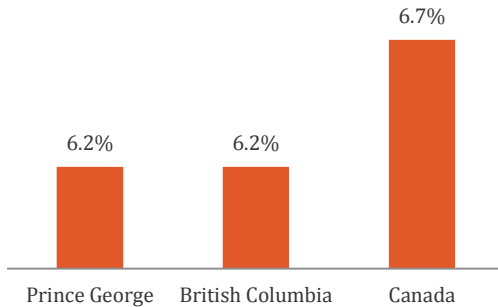




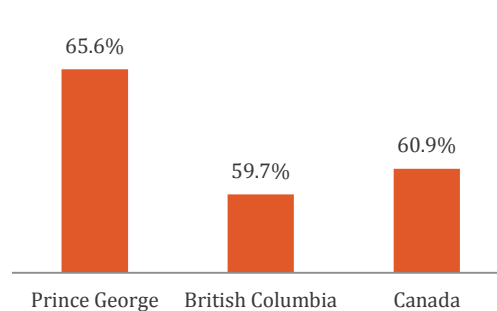
# January 2016

## Employment

Unemployment Rate (December 2015)



Employment Rate (December 2015)



Prince George’s unemployment rate decreased slightly to 6.2% in December 2015 from the previous month’s 6.5%. However, the unemployment rate was higher than December of last year which was 4.1%. The rate was on par with the Provincial rate of 6.2% and slightly lower than the National rate of 6.7%.

Prince George’s employment rate in December 2015 was 65.6% a marginal decrease from the previous month’s 65.8%. The employment rate was higher than the national rate of 60.9% and BC’s 59.7%. However, the employment rate was lower than December 2014 which was 72%.

In December 2015, total employment in BC decreased marginally by 0.1% with a net loss of 1,400 jobs. Full time positions decreased by 1% while part time positions increased by 3.5%. Wholesale and Retail Trade saw the most significant increase of 5,900 jobs. Conversely, most significant decrease was the loss of 8,000 jobs in accommodation and food services.

*(Sources: Statistics Canada Labour Force Survey; BC Stats Labour Force Statistics Data; Work BC Labour Market Snapshots)*

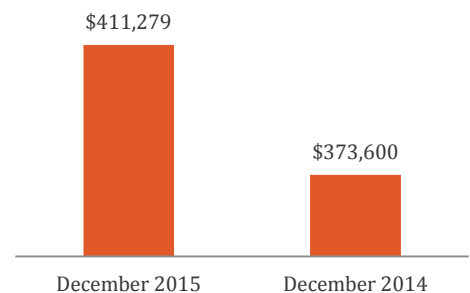
## Real Estate

9 newly constructed single detached houses were sold in Prince George in December 2015 at an average price of \$411,279. In comparison, in December 2014, 10 new houses were sold at an average price of \$373,600.

Home sales in Northern BC totaled 238 units in December 2015, a significant increase of 12.3% from December 2014. The Average home price in Northern BC was \$252,712 in December 2015 which was a decrease of 2.7% from December 2014. Dollar value of home sales totaled \$60.1 million up 9.2% from same month last year.

*(Source: BC Northern Real Estate Board; Canada Mortgage and Housing Corporation)*

Average Price of New SFDs Sold



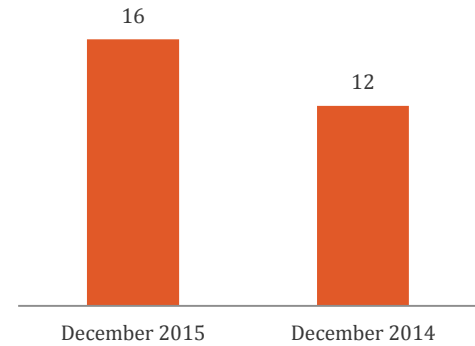
## Housing Construction

There were 16 total housing starts in Prince George during December 2015 (15 SFDs, 1 multiple); this represents an increase when compared to 12 starts in December 2014 (all SFDs). However, the number of completions decreased slightly with 12 completions (9 SFDs, 3 multiples) in December 2015 as compared to 15 completions (12 SFDs, 3 multiples) in December 2014.

Province wide, in BC, there was a slight decrease in housing completions but an increase in housing starts in December 2015 when compared to last year. The Housing starts increased from 2,366 (690 SFDs) in December 2014, to 2,720 (668 SFDs) in December 2015. The total number of completions decreased from 3,004 (776 SFDs) in December 2014 to 2,344 (732 SFDs) in December 2015.

(Source: Canada Mortgage and Housing Corporation)

New SFD Construction Starts



## Building Permits

The City of Prince George issued 22 building permits valued at \$4.6 million in December 2015 including \$3.3 million in commercial and industrial permits, \$886 thousand for new single family detached units, and \$414 thousand in all other permits. This is a slight decrease from December of 2014 when 28 permits were issued valued at \$4.7 million.

(Source: City of Prince George)

Building Permits	Building Permits Value (millions)
22	\$4.6

## Business Licenses

The City of Prince George received 56 new business license applications and 2714 renewal applications in December 2015.

(Source: City of Prince George)

New Business Licenses	Business License Renewals	Total
56	2714	2770

## Airport Passenger Volumes

40,238 passengers moved through the Prince George International Airport in December 2015, down by 3.01% from December 2014. Traffic through the Vancouver International Airport was up 5.5% for the month of December 2015 in comparison to December 2014

(Source: Prince George Airport Authority)

Prince George Airport Passenger Volume

