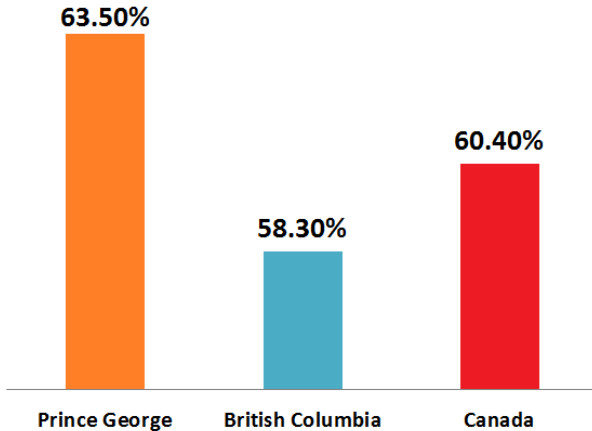


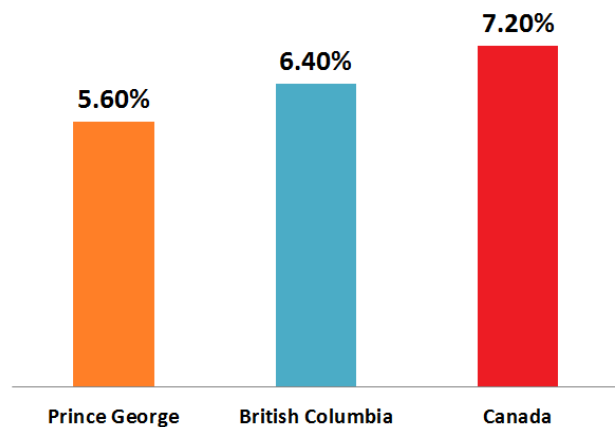
Economic Statistics

Employment

Employment Rate – April 2015



Unemployment Rate March 2015



The number of people employed in Prince George decreased from 46,300 in March 2015 to 45,400 in April 2015. A decrease in the number of people in the workforce also occurred, from 48,500 in March 2015 to 48,100 in April 2015. Last month employment rates in BC and across Canada were 58.3% and 60.4%, respectively, while Prince George was significantly higher than both at 63.5%. Prince George remained below the provincial (6.4%) and national (7.2%) unemployment rates at 5.6% during April 2015. The unemployment rate increased to 5.6%, a 0.9% increase from one year ago in April 2014.

In BC, the number of full time jobs declined by 17,500 in April 2015. Part-time jobs declined by 11,300. The number of people employed in the private sector in BC decreased by 6,900. The number of people self-employed decreased by 4,800, while employment in the public sector for the province decreased by 17,000.

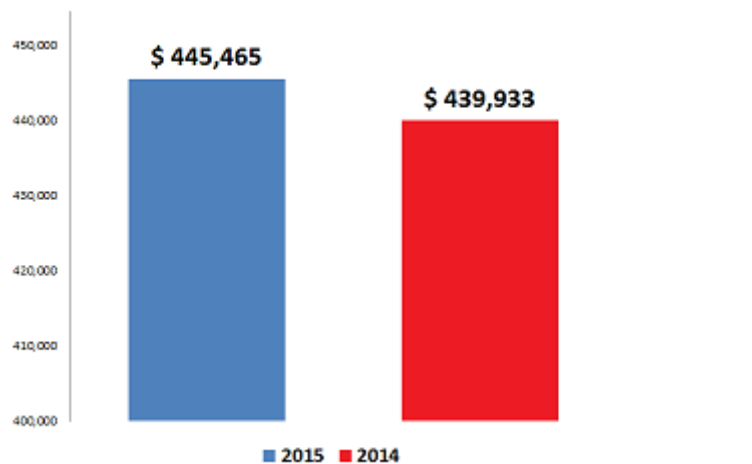
(Source: Statistics Canada Labour Force Survey)

Real Estate

37 newly constructed single detached houses were sold in April 2015 at an average price of \$445,465. This was in comparison to 29 houses sold at an average price of \$439,933 in April 2014. Home sales in northern BC totaled 428 units in April 2015, up 5.7% compared to April 2014. The average home price in northern BC in April was \$258,069, up 3.9% on a year-over-year basis. The total value of home sales in northern BC was \$110.5 million in April 2015, up by 9.8% on a year-over-year basis and the highest level for any April on record. National home sales were up 2.3% between March 2015 and April 2015, but the average price rose by 9.5% on a year-over-year basis in April.

(Source: BC Northern Real Estate Board; Canadian Real Estate Association)

Average Value of a Single Family House Sold in April 2015

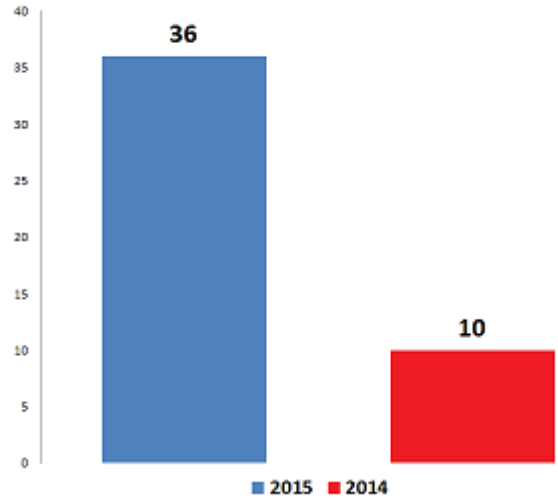


Housing Construction

There were 36 housing starts in Prince George during April 2015 (18 single family dwellings and 18 multiples); this is in comparison to 10 starts in April 2014. A total of 25 single-detached residential houses were completed in Prince George in April 2015. Comparatively, the total number of single detached housing starts and completions in BC during April 2015 was up by 49.6% and 19.5% compared to April 2014.

(Source: Canada Mortgage and Housing Corporation)

Number of Housing Starts (April)



Building Permits

The City of Prince George issued 83 building permits valued at \$5.5 million in April 2015. The value of commercial permits was \$2.3 million in April 2015. The value of permits issued for new single family detached units was \$2.4 million during April 2015.

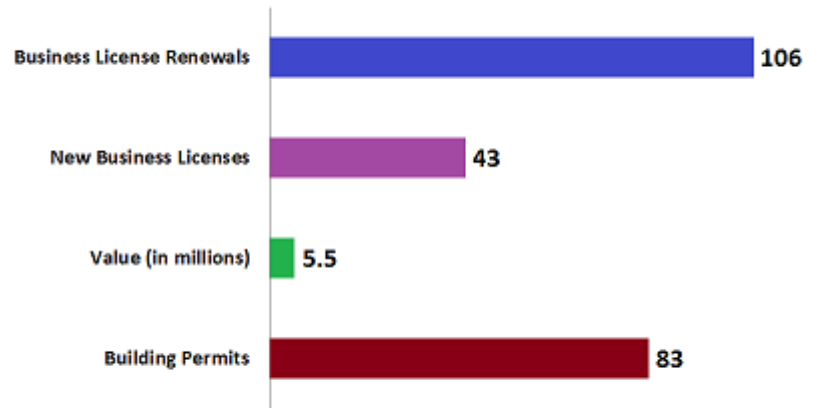
(Source: City of Prince George; Statistics Canada)

Business Licenses

The City of Prince George received 43 new business license applications and 106 renewal applications in March 2015.

(Source: City of Prince George)

City of Prince George Statistics - April 2015



Building Permits	Value (in millions)	New Business Licenses	Business License Renewals
83	5.5	43	106

Airport Passenger Volumes

44,058 passengers moved through the Prince George International Airport in March 2015, which is 6.17% higher than in March 2014². Traffic through the Vancouver International Airport was up 8.1% for the month of March 2015 in comparison to March 2014.

(Source: Prince George Airport Authority and Vancouver Airport Authority)

April Airport Passenger Volumes

