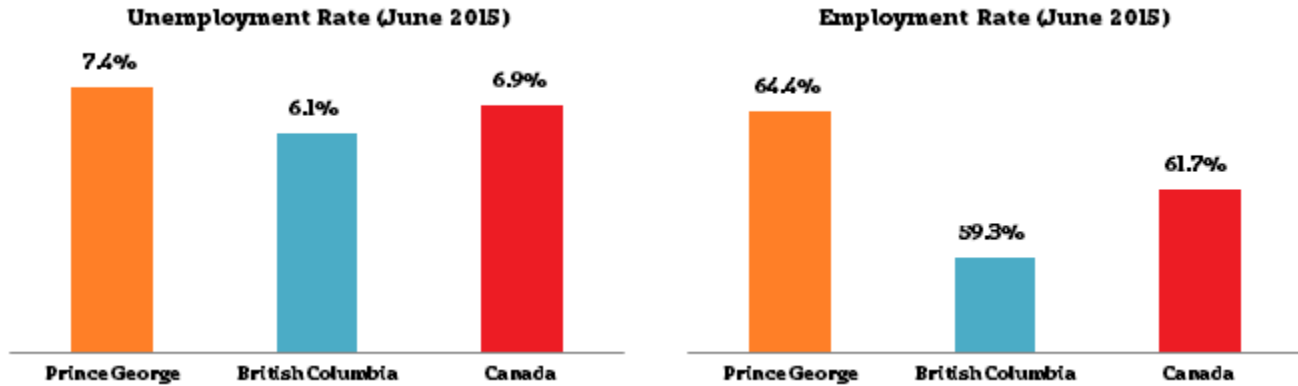


July 2015

Employment



The number of people employed in Prince George increased from 45,600 in May 2015 to 46,100 in June 2015. Concurrently, the number of people in the workforce increased from 48,800 in May 2015 to 49,800 in June 2015. Last month employment rates in BC and across Canada were 59.3% and 61.7%, respectively, while Prince George was significantly higher than both at 64.4%. The Prince George unemployment rate increased 7.4% in June 2015.

The city is now above the 6.9% national unemployment rate and the 6.1% provincial unemployment rate for last month. This also represents a 1.2% increase from one year ago in June 2014.

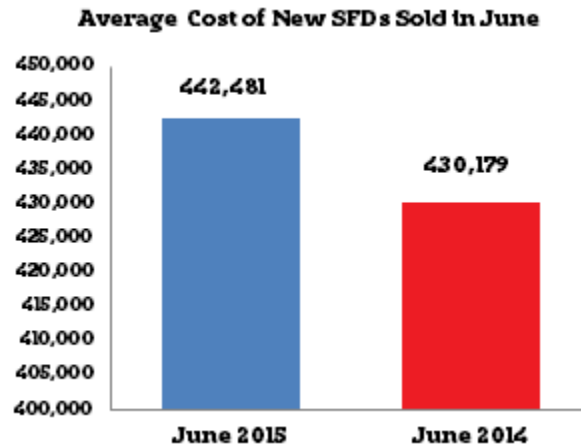
In BC, the number of full time jobs increased by 36,300 in June 2015. Total part-time jobs decreased by 20,900 in the same period. The number of people employed in the private sector in BC increased by 2,900. The number of people self-employed decreased by 9,200, while employment in the public sector for the province also increased, by 16,700.

(Source: Statistics Canada Labour Force Survey)

Real Estate

46 newly constructed single detached houses were sold in June 2015 at an average price of \$442,481. This was in comparison to 37 new houses sold at an average price of \$430,179 in June 2014. Home sales in northern BC totaled 510 units in June 2015, down 2.3% compared to June 2014. The average home price in northern BC in June was \$262,384, up 4.1% on a year-over-year basis. The total value of home sales in northern BC was \$133.8 million in June 2015, down by 6.3% on a year-over-year basis. National home sales were up slightly by 0.8% between May 2015 and June 2015. The average price rose by 5.43% on a year-over-year basis in June as well.

(Source: BC Northern Real Estate Board; Canadian Real Estate Association)

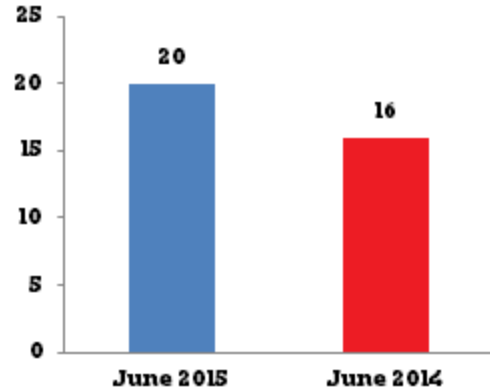


Housing Construction

There were 62 housing starts in Prince George during June 2015 (20 single family dwellings and 42 multiples); this is in comparison to 16 starts in June 2014. 44 single-detached residential houses were completed in Prince George in June 2015. Comparatively, the total number of single detached housing starts in BC during June 2015 was up 12.2% from June 2014. Total completions in BC for June 2015 were up by 10.0% compared to a year ago.

(Source: Canada Mortgage and Housing Corporation)

New SFD Construction in June



Building Permits

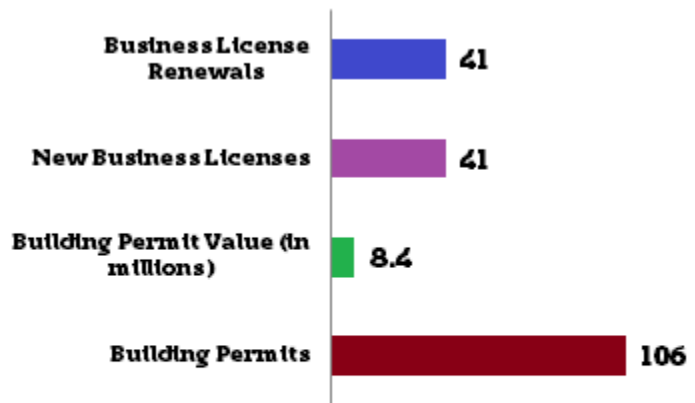
The City of Prince George issued 106 building permits valued at \$8.4 million in June 2015. The value of commercial and industrial permits was \$2.2 million in June 2015. The value of permits issued for new single family detached units was \$4.1 million during June 2015.

(Source: City of Prince George; Statistics Canada)

Business Licenses

The City of Prince George received 41 new business license applications and 41 renewal applications in June 2015.

(Source: City of Prince George)



Building Permits	Building Permit Value (in millions)	New Business Licenses	Business License Renewals
106	8.4	41	41

Airport Passenger Volumes

38,867 passengers moved through the Prince George International Airport in May 2015, which is 4.2% higher than in May 2014. Traffic through the Vancouver International Airport was up 4.4% for the month of May 2015 in comparison to May 2014.

(Source: Prince George Airport Authority and Vancouver Airport Authority)

YXS Passenger Volumes

