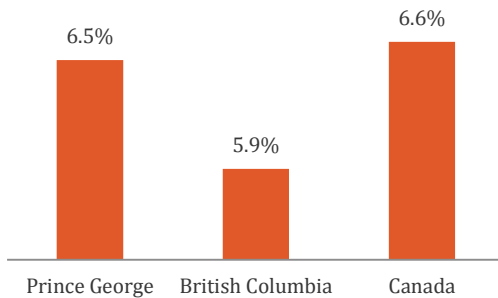




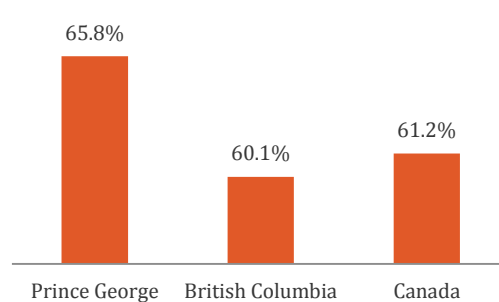
December 2015

Employment

Unemployment Rate (November 2015)



Employment Rate (November 2015)



Prince George’s unemployment rate decreased slightly to 6.5% in November 2015 from the previous month’s 6.6%. However, the unemployment rate was higher than November of last year which was 4.4%. The rate was higher than the Provincial rate of 5.9% but slightly lower than the National rate of 6.6%.

Prince George’s employment rate in November 2015 was 65.8% a slight decrease from the previous month’s 66.9%. The employment rate was higher than the national rate of 60.1% and BC’s 61.2%. However, the employment rate was lower than November 2014 which was 73.1%.

In November 2015, total employment in BC decreased marginally by 0.1% with a net loss of 1,400 jobs. Full time positions decreased by 1% while part time positions increased by 3.5%. Manufacturing and agriculture saw the most significant increase of 6,500 and 5,300 jobs respectively. Conversely, most significant decreases were the loss of 8,700 jobs in Finance, Insurance, and Real Estate followed by 6,500 jobs in Wholesale and Retail Trade.

(Sources: Statistics Canada Labour Force Survey; BC Stats Labour Force Statistics Data; Work BC Labour Market Snapshots)

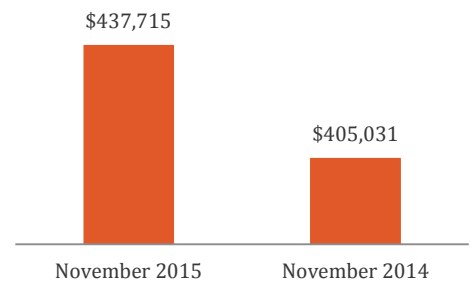
Real Estate

23 newly constructed single detached houses were sold in Prince George in November 2015 at an average price of \$437,715. In comparison, in November 2014, 16 new houses were sold at an average price of \$405,031.

Home sales in Northern BC totaled 266 units in November 2015, a decrease of 3.5% from November 2014. The Average home price in Northern BC was \$259,301 in November 2015 which also represents a decrease of 3.5% from November 2014. Dollar value of home sales totaled \$69 million down 6.3% from last year.

(Source: BC Northern Real Estate Board; Canada Mortgage and Housing Corporation)

Average Price of New SFDs Sold



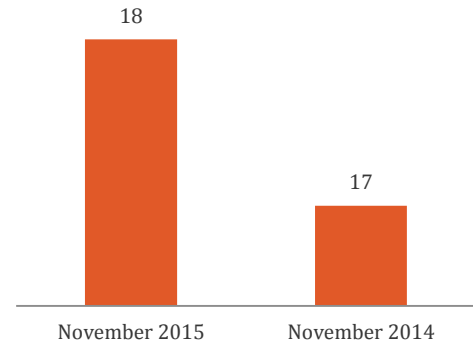
Housing Construction

There were 44 total housing starts in Prince George during November 2015 (18 SFDs, 26 multiples); this represents an increase when compared to 28 starts in November 2014 (17 SFDs, 11 multiples). The number of completions also increased with 23 completions (20 SFDs, 3 multiples) in November 2015 as compared to 16 completions (14 SFDs, 2 multiples) in November 2014.

Province wide, in BC, there was a slight decrease in both housing starts and completions in November 2015 when compared to last year. The Housing starts decreased from 2,412 (775 SFDs) in November 2014, to 2,173 (726 SFDs) in November 2015. Although the total number of completions decreased from 2,276 in November 2014 to 2,219 in November 2015, the number of SFD completions increased from 663 to 735 in the same period.

(Source: Canada Mortgage and Housing Corporation)

New SFD Construction Starts



Building Permits

The City of Prince George issued 30 building permits valued at \$6.4 million in November 2015 including \$4.3 million in commercial and industrial permits, \$1.3 million for new single family detached units, and \$800 thousand in all other permits. This is a decrease from November of 2014 when 46 permits were issued valued at \$6.9 million.

(Source: City of Prince George)

Building Permits	Building Permits Value (millions)
30	\$6.4

Business Licenses

The City of Prince George received 22 new business license applications and 3 renewal applications in November 2015.

(Source: City of Prince George)

New Business Licenses	Business License Renewals	Total
22	3	25

Airport Passenger Volumes

36,543 passengers moved through the Prince George International Airport in November 2015, down marginally by 0.02% from November 2014. Traffic through the Vancouver International Airport was up 5.7% for the month of November 2015 in comparison to November 2014.

(Source: Prince George Airport Authority; Vancouver Airport Authority)

Airport Passenger Volume

