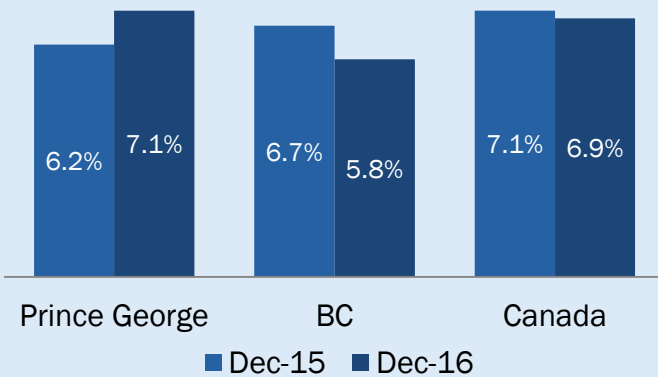
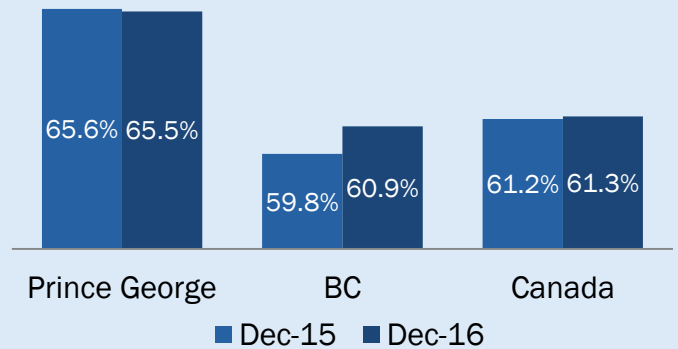


### Unemployment Rate



### EMPLOYMENT

### Employment Rate



### Cariboo economic development region - Nov. 2016- Dec 2016



81,000  
EMPLOYED



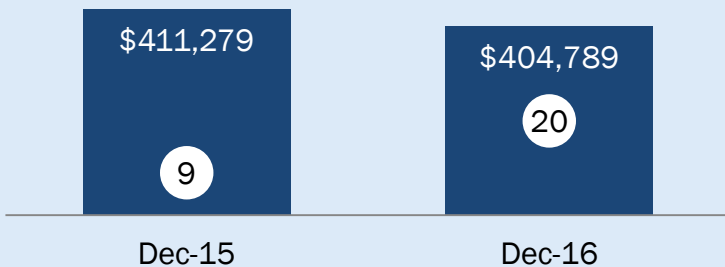
1100  
JOBS

### Employment Sector Changes:

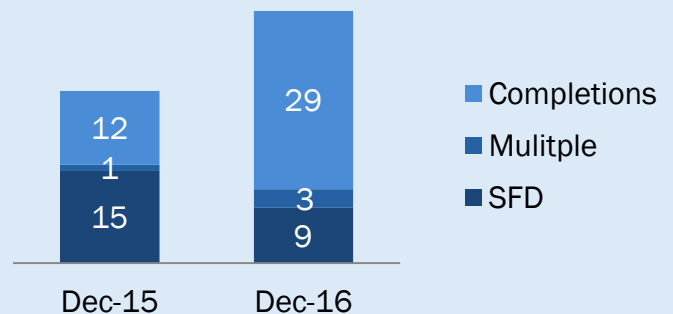
- Increases in Mining , Oil & Gas and the Service Producing Sector
- Decreases in Manufacturing and Health Care & Social Assistance

### REAL ESTATE

■ Avg house sale    ● # of houses sold



### HOUSING CONSTRUCTION



### BUILDING PERMITS

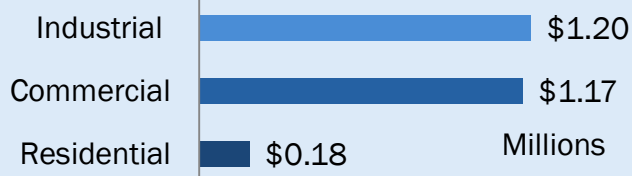


December 2016  
11 - \$2.6 M



56%

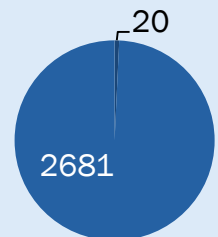
December 2015  
22 - \$4.6 M



### BUSINESS LICENSES

December 2016

■ New  
■ Renewal



### PASSENGERS



December 2016  
41,266

↑ 2.6%

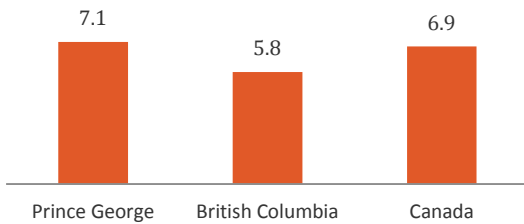
December 2015  
40,238



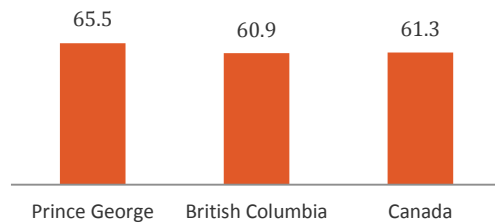
# December 2016

## Employment

Unemployment Rate (December 2016)



Employment Rate (December 2016)



In December 2016, Prince George’s unemployment rate was 7.1% compared to December 2015 it was 6.2%. The unemployment rate was higher than the provincial rate of 5.8% and slightly above the national rate of 6.9%.

Prince George’s employment rate in December 2016 was 65.5%, very close to the same month last year when it was 65.6%. The employment rate was higher than the provincial rate of 60.9% and the national rate of 61.3%.

In December 2016, total employment in the Cariboo Economic Development region was 81,000. This represented a net increase of 1100 jobs when compared to the previous month. The Services producing sector and Mining, Oil and Gas saw the highest increase in additional jobs. There were decreases in Manufacturing and Health Care & Social Assistance sectors.

*(Sources: Statistics Canada Labour Force Estimates; Statistics Canada Employment by Industry Cariboo Region; BC Stats Labour Force Statistics Data)*

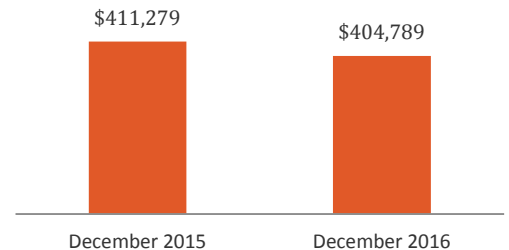
## Real Estate

20 newly constructed single detached houses were sold in Prince George in December 2016 at an average price of \$404,789. This is in comparison to 9 newly constructed single detached houses sold in December 2015 at an average price of \$411,279.

Home sales in Northern BC totaled 156 units in December 2016, this is a decrease of 34.5% from December 2015. The average price of homes sold in Northern BC in December 2016 was \$259,331, up 2.6% from December 2015. The dollar value of home sales totaled \$40.5 million, down 32.7% from the same month in 2015.

*(Source: BC Northern Real Estate Board; Canada Mortgage and Housing Corporation)*

Average Price of New SFDs Sold



## Housing Construction

There were 12 (9 SFDs, 3 multiples) total housing starts in Prince George during December 2016, a decrease as compared to 16 (15 SFDs, 1 multiples) starts in December 2015. The number of completions increased from 12 in December 2015 to 29 in December 2016.

Across BC, housing starts increased by 17% from 2,720(668 SFDs) in December 2015, to 3,172 (696 SFDs) in December 2016. The total number of completions increase by 4% from 2,204 (727 SFDs) in December 2015 to 2500 (516 SFDs) in December 2016.

*(Source: Canada Mortgage and Housing Corporation)*

New SFD Construction Starts - Prince George



## Building Permits

The City of Prince George issued 11 building permits valued at \$2.6 million in December 2016 including \$1.17 million in commercial permits, \$.18 million for new single-family detached units, and \$1.20 million in industrial permits. This is a 43% decrease from December 2015 when 22 permits were issued valued at \$4.6 million.

*(Source: City of Prince George)*

Building Permits	Building Permits Value (millions)
11	\$2.6

## Business Licenses

The City of Prince George received 20 new business license applications and 2681 renewal applications in December 2016. The high volume of renewals was due to the year-end deadline.

*(Source: City of Prince George)*

New Business Licenses	Business License Renewals	Total
20	2681	2701

## Airport Passenger Volumes

41,266 passengers moved through the Prince George International Airport in December 2016, a 2.3% increase from December 2015.

*(Source: Prince George Airport Authority)*

Prince George Air Passenger Volume

