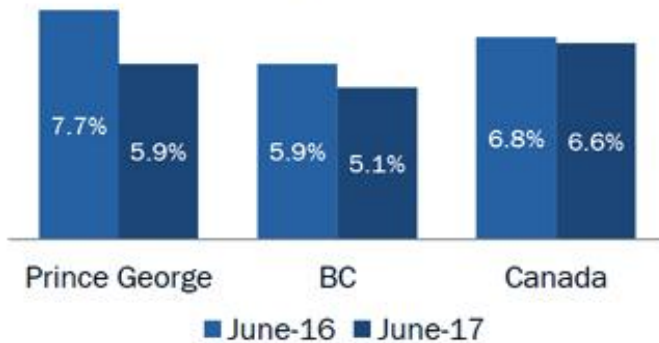
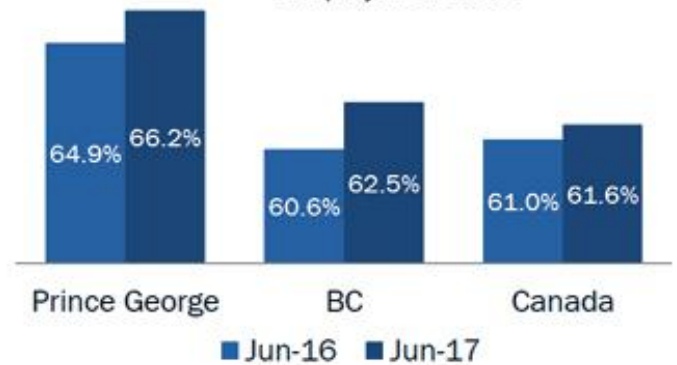


EMPLOYMENT

Unemployment Rate



Employment Rate



Cariboo economic development region



81,300
EMPLOYED



300
JOBS

Cariboo region employment in:

- Manufacturing increased by **800** jobs
- Truck Transportation decreased by **600** jobs

June in Review

In June 2017, Prince George's unemployment rate was 5.9%, a decrease of 1.8% when compared to the same month in 2016 when it was 7.7%. The unemployment rate was higher than the provincial rate of 5.1% but lower than the national rate of 6.6%.

Prince George's employment rate in June 2017 was 66.2%, an increase from the same month last year when it was 64.9%. The employment rate was higher than the national rate of 61.6% and BC's 62.5%.

Total employment in the Cariboo Economic Development region was 81,300 for June. This represented a net increase of 300 jobs when compared to the previous month. Manufacturing saw the highest increase with the addition of 800 jobs in each category. Truck Transportation had the highest decrease with a decrease of 600 jobs.

Real Estate

15 newly constructed single detached houses were sold in Prince George in June 2017 at an average price of \$446,951. This is in comparison to 14 newly constructed single detached houses sold in June 2016 at an average price of \$469,527.

Home sales in Northern BC totaled 539 units in June 2017, an increase of 10.5% from June 2016. The average price of homes sold in Northern BC was \$289,833 in June 2017, an increase of 11.4% from June 2016. Dollar value of home sales



totalled \$156.2 million up 23.1% from the same month last year.



Housing Construction

There were 16 (13 SFDs, 3 multiples) total housing starts in Prince George during June 2017, an increase as compared to 14 (14 SFDs, 0 multiple) starts in June 2016. The number of completions decreased to 5 (3 SFDs, 2 multiple) in June 2017 compared to 6 (5 SFDs, 1 multiple) in June 2016.

Across BC, housing starts decreased by 20% from 4094 (881 SFDs) in June 2016, to 3,278 (1004 SFDs) in June 2017. Conversely, the total number of completions increased by 47% from 2,418 (788 SFDs) in June 2016 to 3,558 (719 SFDs) in June 2017.

Building Permits

The City of Prince George issued 69 building permits valued at \$14.8 million in June 2017 including \$3.48 million in commercial permits, \$620,000 for industrial permits, \$10.53 million for new single-family detached units permits, and \$210,000 in institutional permits.

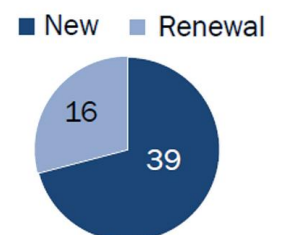
This is a 68% increase over June of 2016 when 57 permits were issued valued at \$8.8 million.

View the complete [Monthly Building Permit Report](#)

Business Licenses

The City of Prince George received 39 new business license applications and 16 renewal applications in June 2017.

[Monthly Business License Reports](#) are available on the City website.



Passengers

37,635 passengers moved through the Prince George International Airport in June 2017, a decrease of 1.2% from June 2016.

More Statistics...

The City of Prince George Economic Development Division now has a [Dashboard](#), which tracks all relevant data including the following: demographics, labour, tax, quality of life, housing transportation, education, companies, and utilities. Powered by Townfolio, this new statistical tool is designed to help businesses and the community gain access to up-to-date stats about the Prince George economy.

Click this link to see the [Economic Updates](#) for previous months and historical data back to 2012.

Commute Times
Source: Statscan Census



Follow us on social media too!



#InvestCityofPG



#cityofpg

© 2016 City of Prince George, 1100 Patricia Boulevard, Prince George, BC V2L 3V9
Email: servicecentre@princegeorge.ca, Telephone: 250-561-7600, Fax: 250-561-7724

[Unsubscribe to this eNewsletter](#)