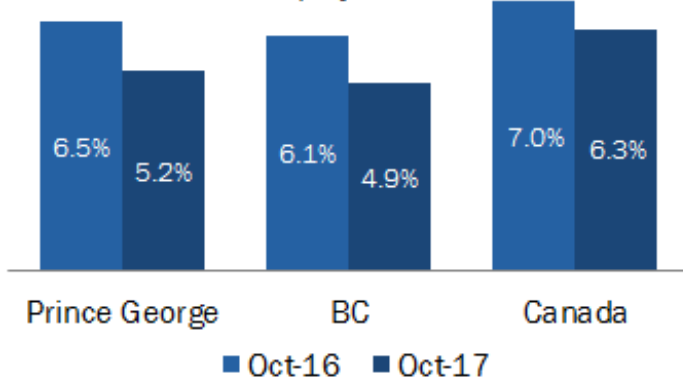
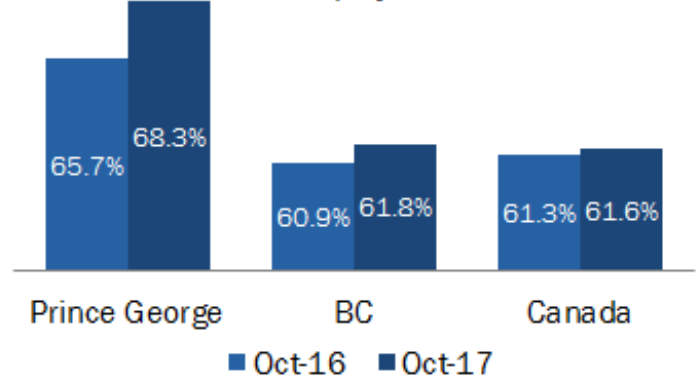


## EMPLOYMENT

### Unemployment Rate



### Employment Rate



### Cariboo economic development region

**83,100**  
EMPLOYED



**200**  
JOBS

### Cariboo region employment in:

- Wholesale and retail trade increased **700** jobs
- Information, Culture and Recreation decreased by **500** jobs

## October in Review

In October 2017, Prince George's unemployment rate was 5.2%, a decrease of 1.3% when compared to the same month in 2016 when it was 6.5%. The unemployment rate was slightly higher than the provincial rate of 4.9% but substantially lower than the national rate of 6.3%.

Prince George's employment rate in September 2017 was 68.3%, an increase from the same month last year when it was 65.7%, a 2.6% positive change. The employment rate of 68.3% was also much higher than the national rate of 61.6% and British Columbia's rate of 61.8%.

Total employment in the Cariboo Economic Development region was 83,100 for October 2017. This represented a net decrease of 200 jobs when compared to the previous month. Wholesale and retail trade saw the highest increase, adding 700 jobs. The highest decrease in jobs occurred in the Information, Culture and Recreation sector with a decrease of 500 jobs.

## Real Estate

1 newly constructed single detached house was sold in Prince George in October 2017. The average sale price of a new house was suppressed by the Canadian Mortgage and Housing Corporation. In comparison, 24 newly constructed single detached houses sold in October 2016 at an average price of \$411,555.

Home sales in Northern BC totaled 412 units in October 2017, an increase of 20.8% from October 2016. The average price of homes sold in Northern BC was \$249,618 in September 2017, a decrease of 6% from October 2016. The dollar value of home sales totaled \$102.8 million, up 13.6% from the same month last year.



---

## Housing Construction

There were 22 (21 SFDs, 1 multiple) total housing starts in Prince George during October 2017, compared to 19 (18 SFDs, 1 multiple) in October 2016. There were 13 completions in October 2017, while October 2016 had 26.

Across BC, housing starts increased by 112%, from 2,132 (951 SFDs, 1181 multiples) in October 2016 to 4,511(916 SFDs,3595 multiples) in October 2017. The total number of completions in BC increased by 43%, from 1,866 (819 SFDs) in October 2016 to 2,662 (924 SFDs) in October 2017.

---

## Building Permits

The City of Prince George issued 45 building permits valued at \$11.7 million in October 2017, including \$5.77 million in residential permits and \$5.89 million in commercial permits. There were no industrial or institutional permits issued. This is a 126% increase over October 2016 when 34 permits were issued at a value of \$5.2 million.

The Planning and Development department issued 419 permits from January to October 2017. The total value of building permits year to date in 2017 is \$107.46 million.

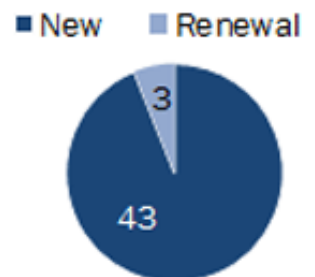
View the complete [Monthly Building Permit Report](#) and for detailed descriptions of building permits issued.

---

## Business Licenses

The City of Prince George received 43 new business license applications and 3 renewal applications in October 2017.

[Monthly Business License Reports](#) are available on the City of Prince George website.



---

## Passengers

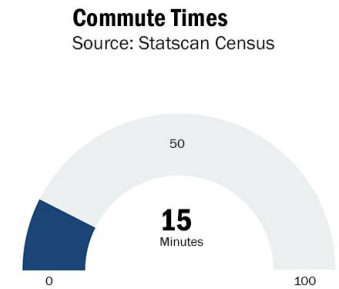
43,864 passengers moved through the Prince George International Airport in October 2017. This was an increase of 8.6% or 3485 more passengers, over October 2016 when passenger volume was 40,379.

---

## More Statistics...

The City of Prince George Economic Development Division offers a [dashboard](#) that provides relevant up-to-date economic data including the following: demographics, labour, tax, quality of life, housing transportation, education, companies, and utilities. Powered by Townfolio, this new statistical tool is designed to help businesses and the community gain access to up-to-date statistics about the Prince George economy.

Click this link to see the [Economic Updates](#) from previous months and historical data back to 2012.



Follow us on social media too!



#InvestCityofPG



#cityofpg

© 2016 City of Prince George, 1100 Patricia Boulevard, Prince George, BC V2L 3V9  
Email: [servicecentre@princegeorge.ca](mailto:servicecentre@princegeorge.ca), Telephone: 250-561-7600, Fax: 250-561-7724

[Unsubscribe to this eNewsletter](#)